

THUR *EXPRESS*

OUR BEST OFFERS FOR YOU!




THURMETALL

TM-CLASSIC

UNMISTAKABLE & UNIQUE

Up to 5 years
warranty on our
products



Top quality thanks
to housing load capacity
of up to 4 tonnes

High-quality sheet steel construction

Classic Thur Metall design with immediate visual recognition through coloured corners

Modern colour touches with standard pigeon blue and pale blue

Pigeon blue: NCS S 4040-R70 B (housing/frames)
Pale blue: NCS S 1060-R80 B (fronts/doors)

Drawers, machine cabinets and rollboys

- + Load capacity of 400 to 4000 kg with an evenly distributed load
- + Drawer load capacity of 75 kg
- + Drawer handle with large labelling area
- + Drawer usable areas:
Width 605mm = 0.30 m², 805 mm = 0.42 m², 1005 mm = 0.54 m²
- + Full drawer extension
- + KEY Lock – our standard locking system with 2 keys



100% volume utilisation = perfect use of space.



No-crossbar differential pull-out = smooth-running and quiet.




Practical partition material can be used for the entire range.



Central locks with single-drawer blocking system (tilt protection) as standard.



Handle with two colour corners for immediate visual recognition and large areas for labelling.



Individual drawer safety catch on the right for all mobile cabinets for one-handed operation.



Art. no.
65.791.501



Art. no.
52.163.501



Art. no.
52.162.501



Art. no.
84.366.501



Art. no.
52.160.501

Drawer cabinets

Fittings

6 drawers (2 × 100, 2 × 150, 2 × 200 mm)

7 drawers (2 × 75, 2 × 100, 1 × 150, 2 × 200 mm)

9 drawers (9 × 100 mm)

9 drawers (6 × 100, 2 × 150, 1 × 200 mm)

9 drawers (2 × 100, 6 × 150, 1 × 200 mm)

Width mm	Depth mm	Height mm	kg	Art. no.
805	695	1000	4000	65.791.501
1005	695	1000	4000	86.504.501
805	695	1000	4000	52.163.501
1005	695	1000	4000	84.260.501
805	695	1000	4000	52.162.501
1005	695	1000	4000	86.432.501
805	695	1200	4000	84.374.501
1005	695	1200	4000	84.376.501
805	695	1400	4000	84.366.501
1005	695	1400	4000	84.368.501

Machine cabinet

Raised edge, 2 drawers (2 × 100 mm) **and 2 pull-out shelves**

805	724	1017	4000	52.160.501
1005	724	1017	4000	86.420.501



Art. no.
81.221.501



Art. no.
52.240.501



Art. no.
53.569.501



Art. no.
53.567.501

Rollboys

Fittings


1 drawer (1 × 150 mm), **2 storage shelves** 20 kg

5 drawers (2 × 100, 2 × 150, 1 × 200 mm)

5 drawers (2 × 100, 2 × 150, 1 × 200 mm) **with multiplex**
and 1 door

5 drawers (2 × 100, 2 × 150, 1 × 200 mm) **with ribbed raised edge,**
ribbed mat and 1 door

	Width mm	Depth mm	Height mm	kg	Art. no.
1 drawer (1 × 150 mm), 2 storage shelves 20 kg	605	695	992	400	81.221.501
5 drawers (2 × 100, 2 × 150, 1 × 200 mm)	605	695	992	400	52.240.501
5 drawers (2 × 100, 2 × 150, 1 × 200 mm) with multiplex and 1 door	1210	695	1030	400	53.569.501
5 drawers (2 × 100, 2 × 150, 1 × 200 mm) with ribbed raised edge, ribbed mat and 1 door	1210	695	995	400	53.567.501



Foam inserts.

Lengthwise and
transverse dividers
incl. label holders.

Plastic boxes
incl. label holders.

Partition material

Matching

	1	2	3	Art. no.
52.163.501	•	•		55.861.000
52.162.501		•		55.863.000
86.504.501	•	•		81.226.000
52.160.501		•	•	55.868.000
52.240.501		•		55.867.000

Workbenches and compact workbenches

- + Load capacity of 360 to 1500 kg with an evenly distributed load
- + Workbench leg assemblies made of square tubing 50 × 50 mm
- + Workbench frame made from steel profile 40 × 40 mm
- + Height adjustment and mounting bracket for floor screw connection can be retrofitted
- + Workbench top, multiplex 40 mm
- + Full drawer extension
- + Drawer usable areas 500 × 600 mm = 0.30 m²
- + Drawer load capacity 75 kg







Art. no.
52.253.876



Art. no.
52.249.501



Art. no.
65.800.501



Art. no.
51.937.501


Workbenches

Fittings

2 workbench leg assemblies
and multiplex top (40 mm) and 1 crossbar

2 workbench leg assemblies, 1 drawer (1 × 150 mm)
and multiplex top (40 mm) and 1 crossbar

2 workbench leg assemblies, 3 drawers (2 × 75, 1 × 150 mm)
and multiplex top (40 mm) and 1 crossbar

Width mm	Depth mm	Height mm	 kg	Art. no.
1500	700	840	600	52.253.876
2000	700	840	360	52.250.876
1500	700	940	600	81.152.876
2000	700	940	360	81.153.876
1500	700	840	600	52.249.501
2000	700	840	360	52.248.501
1500	700	940	600	51.867.501
2000	700	940	360	51.876.501
1500	700	840	600	65.800.501
2000	700	840	360	65.730.501
1500	700	940	600	51.933.501
2000	700	940	360	51.937.501





Art. no.
52.246.501



Art. no.
52.245.501



Art. no.
51.964.501



Art. no.
51.956.501

Workbenches

Fittings


1 workbench leg assembly and 1 drawer cabinet with 5 drawers (2 × 100, 2 × 150, 1 × 200 mm) and multiplex top (40 mm)

1 workbench leg assembly and 1 drawer cabinet with 6 drawers (3 × 100, 2 × 150, 1 × 200 mm) and multiplex top (40 mm)

2 drawer cabinets with 8 drawers (2 × 75, 4 × 100, 1 × 150, 1 × 200 mm), 1 door and multiplex top (40 mm)

2 drawer cabinets with 10 drawers (2 × 75, 6 × 100, 1 × 150, 1 × 200 mm), 1 door and multiplex top (40 mm)


2 drawer cabinets with 8 drawers (2 × 75, 3 × 100, 1 × 150, 1 × 200, 1 × 300 mm), 1 door and multiplex top (40 mm)

	Width mm	Depth mm	Height mm	 kg	Art. no.
	1500	700	840	1500	52.246.501
	2000	700	840	800	52.245.501
	1500	700	940	1500	51.946.501
	2000	700	940	800	51.956.501
	2000	700	840	800	51.964.501
	2000	700	940	800	51.970.501
	2000	700	940	800	51.987.501

Partition material

Matching


	1	2	3	Art. no.
52.246.000		•		55.867.000
52.245.000		•		55.867.000



Foam inserts.



Lengthwise and transverse dividers incl. label holders.



Plastic boxes incl. label holders.

QUICK TIP

Combine a workbench with a workbench superstructure with or without power supply. More information can be found in our main catalogue.



Mobile workbenches

Fittings

Mobile workbench with 2 workbench leg assemblies each with 2 swivel and fixed castors (solid rubber, Ø 100 mm) and multiplex top (40 mm)

Mobile workbench with 2 workbench leg assemblies and lowerable mobile unit (solid rubber, Ø 100 mm) and multiplex top (40 mm)

Mobile workbench XXL with 4 drawers (2 × 100, 2 × 150 mm) and lowerable mobile unit (solid rubber, Ø 100 mm) and multiplex top (40 mm)

Mobile workbench with 4 drawers (1 × 100, 3 × 200 mm), 1 shelf and 2 swivel and fixed castors each (solid rubber, Ø 100 mm) and multiplex top (40 mm)

Width mm	Depth mm	Height mm	kg	Art. no.
1500	700	940	400	53.478.876
1500	700	840/890	400	53.473.876
1500	700	840/890	400	51.827.501
1500	700	1030	400	53.710.501

Optionally available



RIFD electronic central lock.



Extensive drawer partition material.



Rear panel, height 150 mm, multiplex 20 mm.



Lowerable mobile unit

The swivel castors can be folded in and out by means of a turning lever. The workbench can be used anywhere as a mobile or stationary unit.



Art. no.
64.995.501



Art. no.
64.606.501




Art. no.
64.799.501



Art. no.
64.798.501

Compact workbenches


Fittings

	Width mm	Depth mm	Height mm	 kg	Art. no.
3 drawers (2 × 150, 1 × 200 mm) and 1 door (500 mm)	1500	700	840	1000	64.995.501
3 drawers (2 × 150, 1 × 200 mm) and 1 door (500 mm)	2000	700	840	1000	64.606.501
2 drawers (2 × 150 mm) and 2 doors (350 mm)	1500	700	840	1000	64.799.501
2 drawers (2 × 150 mm) and 2 doors (350 mm)	2000	700	840	1000	64.798.501

Partition material

Matching

	1	2	3	Art. no.
64.995.501		•		82.651.000
64.606.501		•		82.651.000
64.799.501		•		82.651.000
64.798.501		•		82.651.000



Foam inserts.



Lengthwise and transverse dividers
incl. label holders.



Plastic boxes incl. label holders.



Universal cabinets, heavy-duty and powered compartment cabinets

- + Solid sheet hinged doors with rotary-type security lock (including 2 keys)
- + Load capacity from 500 to 1300 kg with an evenly distributed load
- + Load capacity of adjustable shelf from 100 to 200 kg
- + Drawer usable areas $900 \times 400 \text{ mm} = 0.36 \text{ m}^2$
- + Drawer load capacity from 50 kg







Art. no.
85.846.501



Art. no.
85.855.501



Art. no.
85.389.501



Art. no.
53.084.876



Art. no.
82.852.501




Art. no.
82.946.501

Hinged door cabinets

Fittings

2 adjustable shelves (100 kg)

Width mm	Depth mm	Height mm	 kg	Art. no.
1000	500	1000	500	85.846.501
1000	500	1950	500	85.847.501
1250	580	1950	500	85.855.501

4 adjustable shelves (100 kg)

Mobile hinged door cabinet

4 adjustable shelves (100 kg)

1000	500	1767	300	85.389.501
------	-----	------	-----	-------------------

Roller shutter cabinet

**4 adjustable shelves (100 kg), 1 drawer (1 × 95* mm)
and 1 PVC roller shutter (light grey, similar to RAL 7035)**

1000	580	1950	500	53.084.876
------	-----	------	-----	-------------------

Heavy-duty cabinets

3 adjustable shelves (200 kg), 3 drawers (1 × 75, 2 × 100 mm)

1100	620	1950	1300	82.852.501
------	-----	------	------	-------------------

**1 multiplex top (extendable, 75 kg), 2 drawers (1 × 75, 1 × 150 mm),
1 adjustable shelf (200 kg), perforated inner door panels and rear panel**


1100	620	1950	1300	82.946.501
------	-----	------	------	-------------------



Art. no.
85.274.501



Art. no.
85.269.501



Version with one socket per compartment.



Version with one or two sockets per compartment.



Ideal for storing notebooks, laptops, mobile phones, tablets and tool and e-bike batteries.



Optionally available with viewing window doors.



Powered compartment cabinets

With base (150 mm) as protection against dirt and solid sheet doors folded on all sides to increase theft protection. Each compartment has rear air slits for optimal passive air circulation. One power module per compartment with a choice of either one or two sockets. Doors with cylinder lock, 2 keys per lock. Complies with the Low Voltage Directive 2014 / 35 / EU, EMC Directive 2014 / 30 / EU, RoHS Directive 2011 / 65 / EU (CE conformity). CH: SN SEV 1011:2009/A1:2012

Model	Width mm	Depth mm	Height mm	Shelf dimension (W x D x H mm)	Number of compartments	Sockets per compartment	Art. no.
DE / AT / NL (Schuko)	415	500	1790	330 x 470 x 145	10	1	85.267.501
	415	585	1790	400 x 500 x 400	4	2	85.273.501
CH*	415	500	1790	330 x 470 x 145	10	1	85.269.501
	415	585	1790	400 x 500 x 400	4	2	85.274.501
FR / BE	415	500	1790	330 x 470 x 145	10	1	85.268.501
	415	585	1790	400 x 500 x 400	4	2	85.275.501
GB / IR	415	500	1790	330 x 470 x 145	10	1	85.266.501
	415	585	1790	400 x 500 x 400	4	2	85.276.501

* Incl. thermal fuse according to CH regulation.



Note

Not suitable for outdoor use without appropriate weather and corrosion protection. The premises where the cabinets are installed should be monitored by a central fire alarm system.



Also available with RFID Lock

Mobile workstations and computer cabinets

- + Solid sheet hinged doors including 2 keys
- + Adjustable and pull-out shelves – height-adjustable according to requirements





Art. no.
85.310.501



Art. no.
51.165.501

Mobile workstation

Model

2 adjustable shelves (60 kg), desk attachment with hinged lid (not lockable) and 1 door

Width mm	Depth mm	Height mm	Clear height mm	Art. no.
500	500	1290	885	85.310.501

Computer cabinets

With keyboard drawer (100 mm) including shelf for computer mouse. Monitor compartment suitable for 21-inch monitors (W × D × H: 545 × 660 × 525 mm), equipped with 4 mm glass pane and fan including filter mat. Substructure cabinet with 1 hinged door, 1 power strip (5 × 230 V) with main switch and 1 adjustable and 1 pull-out shelf (load capacity of 75 kg).

DE / AT / NL (Schuko)	605	725	1600	–	51.166.501
CH	605	725	1600	–	51.544.501
FR / BE	605	725	1600	–	51.165.501



Desk attachment with hinged lid.



Keyboard drawer with mouse tray.



Fan.

NC storage and transport systems

- + Tool cradle partially adjustable in height and inclination
- + Housing load capacity of up to 1300 kg with an evenly distributed load





Art. no.
65.772.876



Art. no.
51.123.876




Tool holder system

Made of high-quality plastic (ABS), in the same base (base support) there are adjustable inserts that can be configured within a tool holder type (e.g. from SK 30 to SK 50), base support covers in black (standard).

NC transport unit

Fittings

2 fixed and 2 swivel castors (Ø 100 mm),
1 storage shelf with ribbed mat,
4 tool cradles with
8 holders each (32 tool holders)

Width mm	Depth mm	Height mm	Holder type	 kg	Art. no.
1095	545	930	ISO/SK 30-40-50	400	65.772.876
1095	545	930	VDI 30-40-50-60	400	65.773.876

NC roller shutter cabinet

1 roller shutter with handle and security lock
(light grey, similar to RAL 7035),
3 shelves each with 2×26 and 1×32 mounts
(84 tool holders, load capacity of 75 kg)

1005	690	1950	ISO/SK 30-40-50	1300	51.123.876
1005	690	1950	VDI 30-40-50-60	1300	51.121.876



Storage and transport systems

- + Housing load capacities from 400 to 500 kg with an evenly distributed load
- + Transport trolley delivered fully assembled
- + Solid sheet hinged doors with rotary-type security lock (including 2 keys)
- + Drawer usable area $900 \times 400 \text{ mm} = 0.36 \text{ m}^2$
- + Drawer load capacity 75 kg





Art. no.
85.862.876



Art. no.
85.746.501*




Art. no.
85.845.501

Transport units

Fittings

2 fixed and 2 swivel castors
with locking brake (Ø 125 mm),
10 supporting rails (4 × 130, 6 × 80 mm)

Width mm	Depth mm	Height mm	Container quantity × size	 kg	Art. no.
1015	600	1155	54 × 3 yellow 24 × 4 red	400	85.862.876

Container cabinet

2 hinged doors, 9 adjustable shelves (60 kg)

1000	300	1950	60 × 4 red	500	85.746.501
------	-----	------	------------	-----	-------------------

Large-capacity cabinet

2 hinged doors with perforated
rear panel, 9 adjustable shelves (60 kg),
3 drawers (3 × 100 mm)


1100	620	1950	15 × 5Z yellow 21 × 4 blue 70 × 3 red 40 × 2 yellow	500	85.845.501
------	-----	------	--	-----	-------------------



Storage containers

The storage containers in different sizes, colours and equipment create clarity and make optimum use of the cabinet volume. The containers are resistant to most oils, acids and alkalis, reduce noise when used on conveyors and when used properly are resistant to temperatures of -20°C to +100°C. Model: polypropylene.

Size	2	3	4	5Z
W × D × H (mm)	101 × 90 × 50	103 × 164 × 75	149 × 231 × 125	210 × 329 × 150



* The picture shows other storage containers than those included in the scope of delivery.

TM-ELEGANCE

APPEALING & INEXPENSIVE

Guaranteed to meet a wide range of customer requirements

Completely assembled delivery* – ready for use right away



Drawer cabinets with full extension

High-quality sheet
steel construction

5-year guarantee
and ISO-certified
production

Matching
grey corners on
the handles

Elegant design thanks to
the colour combination of light
grey and anthracite grey

Light grey: RAL 7035 (housing/frames)
Anthracite grey: RAL 7016 (fronts/doors)

Drawer cabinets and utility trolleys

- + Load capacity of 400 to 4000 kg with an evenly distributed load
- + Drawer load capacity of 75 kg
- + Drawer handle with large labelling area
- + Drawer usable areas: Width 805 mm = 0.42 m², 1005 mm = 0.54 m²
- + Full drawer extension
- + KEY Lock – our standard locking system with 2 keys





Art. no.
81.557.516



Art. no.
53.472.516



Art. no.
81.569.516



Art. no.
81.570.516



Art. no.
84.118.200



Drawer cabinets

Fittings

	Width mm	Depth mm	Height mm	kg	Art. no.
6 drawers (2 × 100, 2 × 150, 2 × 200 mm)	805	695	1000	4000	53.472.516
7 drawers (2 × 75, 2 × 100, 1 × 150, 2 × 200 mm)	805	695	1000	4000	81.557.516
9 drawers (2 × 75, 6 × 100, 1 × 150 mm)	805	695	1000	4000	81.569.516
7 drawers (5 × 100, 2 × 200 mm)	1005	695	1000	4000	81.570.516


Utility trolley

3 storage surfaces (2 permanently mounted, 1 height-adjustable)

1 raised edge with ribbed mat, 1 push handle (chrome-plated),

2 fixed and 2 swivel castors made of rubber with locking brake (Ø 100 mm)

565 725 810 75 **84.118.200**



Foam inserts.

Lengthwise and
transverse dividers
incl. label holders.

Plastic boxes incl. label
holders.

Partition material

Matching

	1	2	3	Art. no.
53.472.516		•		53.437.000
81.557.516	•	•		17.589.000
81.569.516	•	•		17.590.000
81.570.516	•	•		17.591.000

Workbenches and compact workbenches

- + Load capacity of 360 to 1500 kg with an evenly distributed load
- + Workbench leg assemblies made of square tubing 50 × 50 mm
- + Workbench frame made from steel profile 40 × 40 mm
- + Mounting brackets for floor screw connection and height adjustment can be retrofitted
- + Workbench top, multiplex 40 mm
- + Full drawer extension
- + Drawer usable areas 500 × 600 mm = 0.30 m²
- + Drawer load capacity of up to 75 kg







Art. no.
51.050.020



Art. no.
52.193.020



Art. no.
81.573.516



Art. no.
52.190.516

Workbenches

Fittings

2 workbench leg assemblies and multiplex top (40 mm)

1 workbench leg assembly, 1 drawer cabinet with 4 drawers (2 × 150, 2 × 200 mm) and multiplex top (40 mm)


Width mm	Depth mm	Height mm	kg	Art. no.
1500	700	840	600	51.048.020
2000	700	840	360	51.050.020
1500	700	840	1500	81.573.516
2000	700	840	800	81.574.516

Mobile workbenches

2 workbench leg assemblies with fixed castors (solid rubber, Ø 100 mm), Push bar and multiplex top (40 mm)

2 workbench leg assemblies with fixed castors (solid rubber, Ø 100 mm), 1 drawer (1 × 150 mm), Push bar and multiplex top (40 mm)

1075	700	975	400	52.193.020
1075	700	975	400	52.190.516



Foam inserts.

Lengthwise and transverse dividers incl. label holders.

Plastic boxes incl. label holders.

Partition material

Matching

81.573.516

81.574.516

1

2

3

Art. no.

17.592.000

17.592.000



Art. no.
85.204.516



Art. no.
85.203.516



Art. no.
85.207.516



Art. no.
53.711.516



Compact workbenches

Fittings

3 drawers (3 × 200 mm, 65 kg), **1 adjustable shelf** (galvanised, 30 kg), **1 door** (600 mm), **1 push handle** and **2 fixed and 2 swivel castors with locking brakes** (solid rubber, Ø 100 mm) and **multiplex top** (40 mm)

Width mm	Depth mm	Height mm	kg	Art. no.
1250	700	880	400	85.204.516

3 drawers (3 × 200 mm, 65 kg), **1 adjustable shelf** (galvanised, 30 kg), **1 door** (600 mm) and **leg assemblies with height compensation and multiplex top** (40 mm)


1500	700	840	1000	85.203.516
------	-----	-----	------	------------

3 drawers (3 × 200 mm, 65 kg), **2 adjustable shelves** (galvanised, 30 kg), **2 doors** (600 mm) and **leg assemblies with height compensation and multiplex top** (40 mm)

2000	700	840	1000	85.207.516
------	-----	-----	------	------------

2 drawers (2 × 200 mm, 75 kg), **2 adjustable shelves** (galvanised, 60 kg), **2 doors** (500 mm), **1 push handle** and **2 fixed and 2 swivel castors with locking brake** (solid rubber, Ø 100 mm) and **multiplex top** (40 mm)

1500	700	1030	600	53.711.516
------	-----	------	-----	------------



Hinged and sliding door cabinets

- + Can be expanded and adjusted at any time by adding modules
- + Load capacity of 500 to 4000 kg with an evenly distributed load
- + Solid sheet hinged doors with rotary-type security lock
- + Solid sheet sliding doors, double folded and reinforced with KEY Lock including 2 keys
- + Galvanised adjustable shelves with 60 to 75 kg load capacity
- + Drawer load capacity of 75 kg





Art. no.
82.947.516



Art. no.
53.204.516



Art. no.
53.598.516



Art. no.
58.749.516



Art. no.
58.747.516

Hinged door cabinets

Equipment / model

4 adjustable shelves (60 kg)

Width mm	Depth mm	Height mm	kg	Art. no.
1000	400	1950	500	82.947.516
1000	500	1950	500	62.487.516

Powered hinged door cabinets

2 power strips with On/Off switch, mounted on side panel, 4 adjustable shelves (60 kg)

DE/AT/NL (Schuko, 2 × 5-socket 230V)	1000	580	1950	500	53.203.516
CH (2 × 4-socket 230V*)	1000	580	1950	500	53.204.516
FR/BE (2 × 5-socket 230V)	1000	580	1950	500	53.205.516
GB/IR (2 × 5-socket 230V)	1000	580	1950	500	85.241.516

* Incl. thermal fuse according to CH-regulation.

TM Modular drawer storage wall

Pallet base (without front panel), 2 adjustable shelves (75 kg), 6 drawers (2 × 100, 2 × 150, 2 × 200 mm)

805	695	2100	1000	53.598.516
-----	-----	------	------	-------------------

Sliding door cabinets

2 adjustable shelves (60 kg)

1000	400	1000	500	58.747.516
1000	500	1000	500	58.756.516
1000	400	1950	500	58.748.516
1000	500	1950	500	58.749.516

4 adjustable shelves (60 kg)

Clothes lockers

- + Solid sheet hinged doors including 2 keys
- + Adjustable and pull-out shelves – adjustable according to requirements
- + Storage option according to DIN 4547-2011
- + Load capacity of up to 500 kg with an evenly distributed load
- + KEY Lock locking system or rotary-type security lock





Art. no.
53.260.516



Art. no.
53.259.516



Art. no.
53.079.516

Clothes lockers

Equipment per compartment

1 solid sheet hinged door (right-hinged, fulcrum pin stored),
1 hat rack (25 kg), **1 clothes rack** (3 hooks), **1 towel holder**,
KEY Lock, **ventilation slits** (on housing cover/base)

Width mm	Depth mm	Height mm	Compartment- ments	Art. no.
900	500	1800	3	53.259.516
1200	500	1800	4	53.260.516

Clothes locker with hinged doors

2 solid sheet hinged doors, **4 adjustable shelves** (galvanised, 60 kg),
1 clothes rack (3 hooks), **rotary-type security lock**

1000	500	1950	1	53.079.516
------	-----	------	---	-------------------



Optionally available



Versatile locking systems

Cylinder locks, number combination locks, coin deposit locks, locking systems for padlocks and other locking systems are available on request.





Art. no.
85.346.020



Art. no.
85.345.020



Art. no.
69.981.020

Clean Stations

Fittings

Safe-Clean


With roller shutter, perforated rear panel (usable height 900 mm)
3 waste bins made of polypropylene (60 l)

Easy-Clean

Open, perforated rear panel (usable height 900 mm)
3 waste bins made of polypropylene (60 l)

Smart-Clean

1 adjustable shelf, perforated rear panel (usable height 700 mm)
2 waste bins made of polypropylene (60 l), spray can holder and paper roll holder

	Width mm	Height mm	Height mm	 kg	Art. no.
Safe-Clean	1005	580	2120	400	85.346.020
Easy-Clean	1005	500	1770	400	85.345.020
Smart-Clean	715	710	1600	400	69.981.020



Combine your clean stations with matching accessories for the perforated rear panel. More information can be found in our main catalogue.



Workshop Trolley PRO

Improved equipment, more functions and increased ergonomics: The **Workshop Trolley PRO** – from our **TM WORKMAN product line** – offers you even more benefits with its sturdy and high-quality steel plate construction, a chrome steel and plastic storage surface and soft-close drawers. The perfect solution for any professional or private workshop.




**ONLY
WHILE
STOCKS
LAST**

- + Additional storage space and work surfaces
- + Optimum load capacities of 40 kg per drawer and a load capacity of 250 kg for the castors
- + Robust, ergonomic push handle
- + Full mobility thanks to the smooth-running fixed and swivel castors (two of each) in solid rubber
- + Perfect work safety thanks to locking device that prevents unintentional opening in transport
- + Optional accessories, such as plastic boxes and extensive accessories for hanging on the perforated side panel*

Workshop Trolley PRO

Fittings

Cover made of chrome steel and plastic, central lock including 2 keys, 6 drawers (4 × 75, 1 × 150, 1 × 200 mm, 40 kg), pair of castor supports (height 180 mm, Ø 125 mm)

Width mm	Height mm	Height mm	 kg	Art. no.
850	535	955	250	80.718.502

Packing tables

- + Powder-coated surfaces
- + Can be expanded at any time with products from the main catalogue
- + Fast and easy assembly
- + Packing table top made of resin, 40 mm
- + Load capacity of 200 kg with an evenly distributed load
- + Load capacity of superstructures 50 kg
- + Height-adjustable packing table legs, 740 – 1090 mm





Art. no.
55.790.200



Our packing table models are also available in a mobile version. More information can be found in our main catalogue




Art. no.
55.791.502





Art. no.
55.792.502

Packing tables

Fittings

	Width mm	Depth mm	Height mm		Art. no.
2 packing table legs	1500	800	740 – 1090	200	55.790.200
2 packing table legs, 1 packing table superstructure with 2 support pillars, 1 perforated rear panel, 2 adjustable shelves (50 kg) and 10 compartment dividers	1500	800	740 – 1090	200	55.791.502
2 packing table legs, 1 packing table superstructure with 2 support pillars, 1 perforated rear panel, 2 adjustable shelves (50 kg), 10 compartment dividers, 1 paper roll holder and 1 cutter	1500	800	740 – 1090	200	55.792.502



THUR EXPRESS

OUR BEST OFFERS FOR YOU!

The use of high-quality materials, state-of-the-art machine technology and environmentally sustainable production processes, ongoing quality control and a highly motivated team of employees guarantee durability in timeless design at an impressive price/performance ratio.

- **Quality**

Thur Metall drawer cabinets made of high-quality sheet steel with matching workbenches are favourites in industry and business. In assembly halls and workshops, in research labs, museums and hospitals, in small-parts warehouses and showrooms: Thur Metall is a must wherever tools, warehouse goods and small parts are required and offers an optimised space-saving solution for easy access.

- **5-year warranty**

You can rely on our quality products. That's why we offer our customers a 5-year warranty on the entire range of Thur Metall products. Workbench tops and electronic parts are covered by a warranty period of 1 year.

- **Certified production**

Manufacturing of Thur Metall products is based on the following standard principles:

ISO 9001: Quality management.

ISO 14001: Environment management system.

ISO 45001: Occupational health and safety management system.

- **We guarantee high-quality surfaces**

Using the latest powder coating technology for high abrasion resistance.

Only available from the specialist trade

