

MAIN CATALOGUE

CUSTOMISED AS STANDARD



THURMETALL

The Thur Metall Programme

Features & special characteristics

04



Drawer cabinets

14



NC storage & transport systems

38




Cabinet systems

46



Workstations & workbenches

74



Partition material

118

Locking systems & GTCs

127

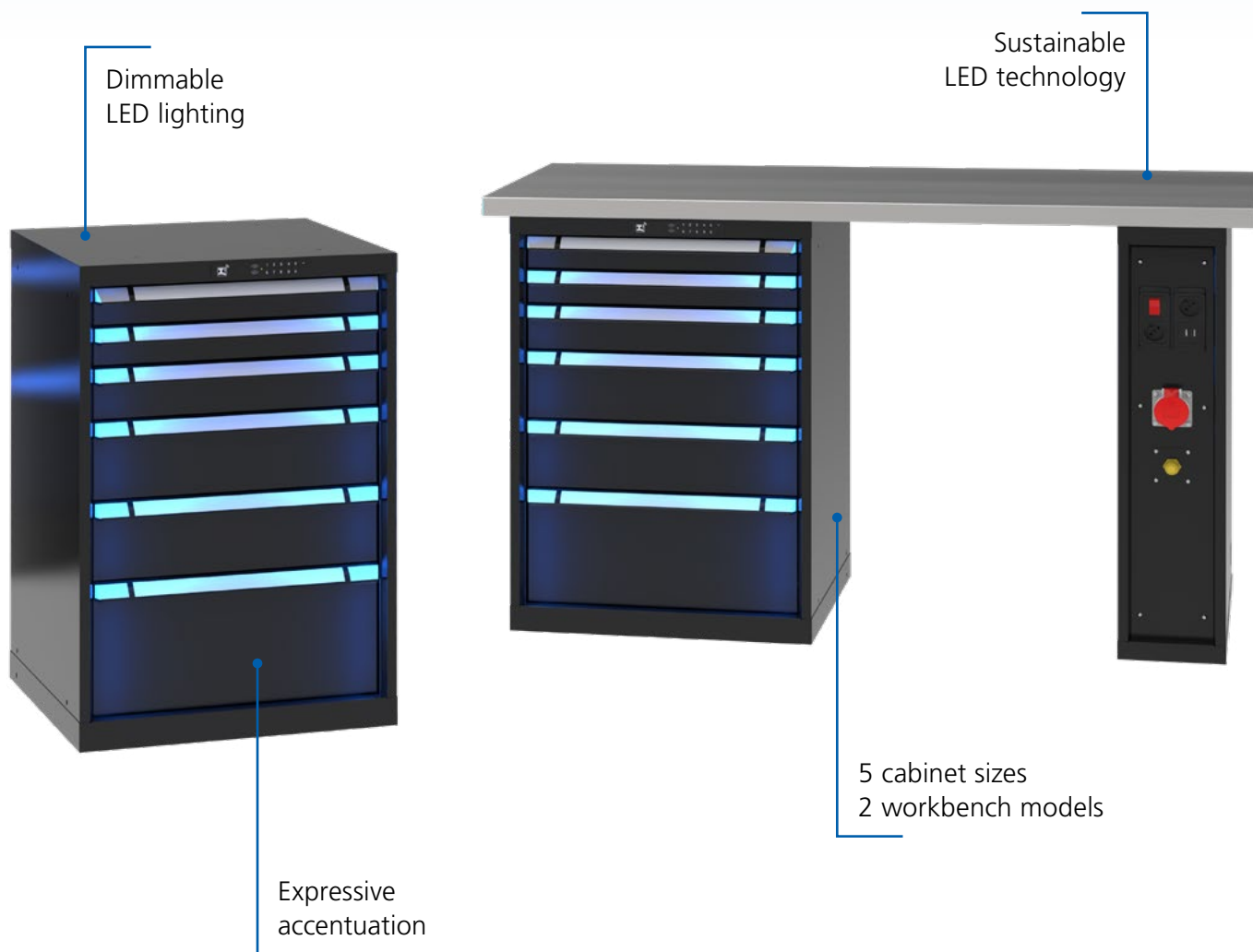
BLUELINE

BE DIFFERENT.



Set your workshop in the right light

True to the motto „be different“, our anniversary edition gives your workshop an extraordinary look and feel. With the blue LED highlights, you make a statement that shows what you stand for. BLUELINE combines all innovative solutions from Thur Metall. It is versatile and expressive, while enthusing and inspiring: an eye-catcher in LED technology.



Form right down the line

- + Geometrical, uniform overall appearance
- + Vertical light strip along the cabinet front left and right
- + Blue colour
- + Dynamic technical appearance
- + Also available with soft-close pull-out

» Request our BLUELINE brochure.

TM-PURE

For more hygiene and safety
in everyday life



- + Permanently effective against a variety of bacteria and fungi
- + Long-term protection with diffusing active ingredient combination
- + Good skin compatibility
- + Environmentally friendly
- + No indication of resistances, no side effects
- + Antibacterial effectiveness even with regular cleaning





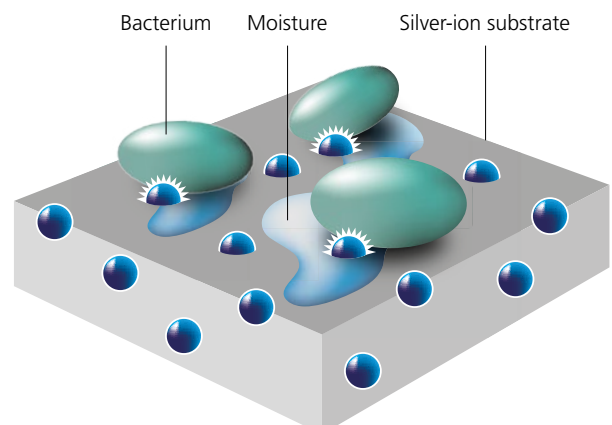
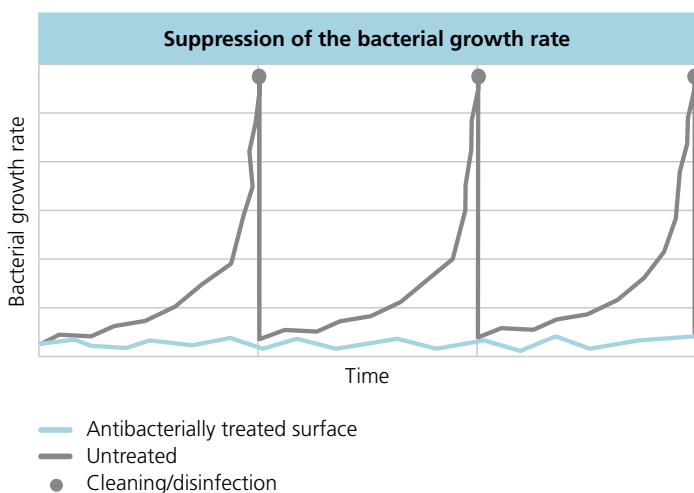
Germ and the like stand no chance

Anyone working in the medical field will be well aware of the high demands of this sector. Consistently excellent performance is an absolute necessity both personally and professionally, whether in hospitals, medical practices or laboratory settings. The bar is set high when it comes to efficiency and hygiene.

» Request our TM Pure brochure.

Antibacterial coatings help to prevent the spread of germs by rendering pathogens such as bacteria and fungi harmless.

Our PURE product line is available with an antibacterial silver ion coating, helping to provide effective infection control. This means that you get a Thur Metall product with the usual high quality standard, with antibacterial protection as an added extra.



The silver ion finds its way to the bacteria via the moisture and deactivates it.

State-of-the-art security

- + Modular locking system perfectly adapted to your needs
- + Easy to use directly on the lock
- + Optimal control and management via software
- + Capacitive keypad
- + Mobile access via RFID badge and RFID card
- + Easy energy supply via mains adaptor or batteries for easy replacement on the front of the lock
- + Optional retrofitting for existing cabinets



Overview of access solutions



KEY Lock – proven standard locking system

- Manual opening/locking with key.
- Simultaneously lockable for multiple, as well as different, products with only one key or separately lockable with several keys.
- Key availability guaranteed for years.



RFID Lock – the solution with radio frequency technology and additional CODE Lock

It consists of a transponder in the lock and standard mobile RFID badges/cards/tags.




- Manual opening/locking via RFID badge or number code.
- Most standard RFID badges/cards/tags can be used.



AUTO Lock – automatic opening and closing

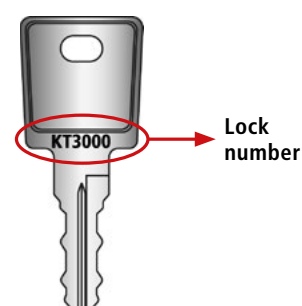
AUTO Lock features the same functionality as our RFID Lock, however opening and locking is automatic.

- Automatic opening/locking via RFID badge or number code.
- Most standard RFID badges/cards/tags can be used.
- Locks automatically after a preset time or at the push of a button.

			
Manual Access			
Key	+		
Max. number of different cylinders	unlimited		
Max. number of locks	unlimited		
Electronic Access			
Code		+	+
Max. number of user codes		100	100
RFID		+	+
Max. number of locks		unlimited	unlimited
Management			
Lock ID Code		+	+
Interfaces			
Free contact for external systems		+	+


Easy reordering

You are no longer sure of the lock number of your Thur Metall lock? Don't worry, you will find an engraved number on the key. By giving us this number, you will be providing us with the most important information we require to be able to help you quickly and easily.



Be a trendsetter

- + Colour accents for your workshop
- + 15 standard colours at no surcharge – plain or as a combination
- + 225 different possible colour combinations
- + Greater clarity thanks to different colours for different work areas
- + Additional colours on request





Standard colours

.875 Light blue, NCS S 1060-R80 B	.010 Light blue, RAL 5012	.876 Dove blue, NCS S 4040-R70 B	.170 Ultramarine blue, RAL 5002	.210 Brilliant blue, RAL 5007
.220 Turquoise blue, RAL 5018	.030 Reseda green, RAL 6011	.966 Traffic yellow, RAL 1023	.240 Flame red, RAL 3000	.070 Ruby red, RAL 3003
.110 Pure white, RAL 9010	.020 Light grey, RAL 7035	.080 Dove grey, NCS S 4502-B	.200 Anthracite grey, RAL 7016	.060 Black, NCS S 9000-N

Predefined colour combinations

.501 Dove blue, NCS S 4040-R70 B Light blue, NCS S 1060-R80 B	.502 Anthracite grey, RAL 7016 Light grey, RAL 7035	.503 Anthracite grey, RAL 7016 Dove blue, NCS S 4040-R70 B	.506 Anthracite grey, RAL 7016 Ultramarine blue, RAL 5002	.512 Light grey, RAL 7035 Ruby red, RAL 3003
.514 Light grey, RAL 7035 Light blue, RAL 5012	.516 Light grey, RAL 7035 Anthracite grey, RAL 7016	<p>i Looking for something unique? Then simply put together your own combination of two standard colours at no additional charge. Further colours on request.</p>		

Keep an overview with Thur Script

- + Individual labelling with a wide range of labelling options
- + Simple software download from our website
- + Easy to use with any commercially available printer and pre-perforated labels
- + Fast data import via database link






Thur Script labelling system

With the free Thur Script software, you can label your Thur Metall products simply, cleanly and clearly. The corresponding software can be downloaded from our website. The matching labels are supplied as perforated A4 sheets suitable for any commercially available printer. There are almost no limits to the ways you can design labels. As always with Thur Metall.

Suitable for	Can be used for formats (W × H mm)	Number of sheets and labels	Art. no.
Handle rail for the conventional Thur Metall drawer	210 × 30 / 70 × 30	5 for each 7 / 21	19.035.000
Handle rail for the Thur Metall tool trolley	210 × 36 / 105 × 36	5 for each 6 / 12	90.929.000
Thur Script «Standard pack»	47 × 12	76	80.325.000
Consisting of:	47 × 18	52	
	27 × 12	133	



Easy to use in three simple steps



1. Design

Design the labels using the labelling software.



2. Print

Print the labels on perforated A4 sheets and detach them in the desired size.



3. Insert

Open the viewing window, insert the label and close the viewing window by pressing the bottom edge.

Drawers

- + Load capacity of 400 to 4000 kg with an evenly distributed load
- + Drawer load capacity of 75 kg (200 kg optional)
- + Drawer handle with large labelling area
- + Drawer usable areas:
Width 605mm = 0.3 m², 805 mm = 0.42 m², 1005 mm = 0.54 m²
- + Full drawer extension
- + KEY Lock – our standard locking system with 2 keys
- + Electronic locking systems optionally available



100% drawer pull-out = optimum volume utilisation.



No-crossbar differential pull-out = smooth-running and quiet.



Practical partition material can be used for the entire range.

Drawer cabinet, stationary and mobile	16
Drawer storage walls	32
Workshop modules	36



Central locks with single-drawer blocking system (tilt protection) as standard.



Handle with two colour corners for immediate visual recognition and large areas for labelling.



Individual drawer safety catch on the right for all mobile cabinets for one-handed operation.

Drawer cabinets stationary with KEY Lock



www.tuv.com
ID 1000000000




Depth **695** × Height **800** mm

Usable depth 600 × usable height 700 mm



Art. no. **84.218.502**
Anthracite grey, RAL 7016
Light grey, RAL 7035
(excl. partition material)

5 drawers



Width mm	Art. no. 75 kg	Art. no. 200 kg
605	86.456.+++	84.201.+++
805	84.202.+++	84.203.+++
1005	84.204.+++	84.205.+++
1205	84.206.+++	84.207.+++

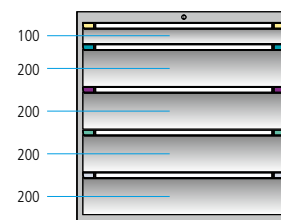
Depth **695** × Height **1000** mm

Usable depth 600 × usable height 900 mm



Art. no. **84.228.502**
Anthracite grey, RAL 7016
Light grey, RAL 7035
(excl. partition material)

5 drawers

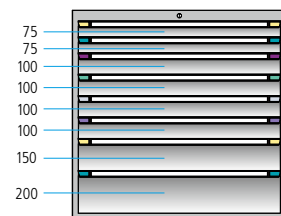


Width mm	Art. no. 75 kg	Art. no. 200 kg
605	84.208.+++	84.209.+++
805	84.210.+++	84.211.+++
1005	84.212.+++	84.213.+++
1205	84.214.+++	84.215.+++



Art. no. **84.286.501**
Dove blue, NCS S 4040-R70 B
Light blue, NCS S 1060-R80 B
(excl. partition material)

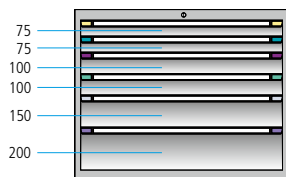
8 drawers



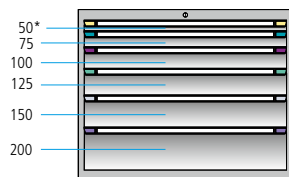
Width mm	Art. no. 75 kg	Art. no. 200 kg
605	81.833.+++	81.728.+++
805	84.282.+++	84.283.+++
1005	84.284.+++	84.285.+++
1205	84.286.+++	84.287.+++



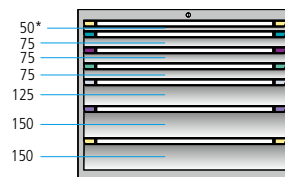
6 drawers




6 drawers



7 drawers




8 drawers

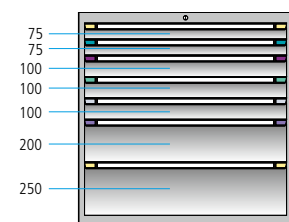


Width mm	Art. no. 75 kg	Art. no. 200 kg	Art. no. 75 kg	Art. no. 200 kg	Art. no. 75 kg	Art. no. 200 kg	Art. no. 75 kg	Art. no. 200 kg
605	84.216.+++	84.217.+++	84.232.+++	84.233.+++	84.248.+++	84.249.+++	84.264.+++	84.265.+++
805	84.218.+++	84.219.+++	84.234.+++	84.235.+++	84.250.+++	84.251.+++	84.266.+++	84.267.+++
1005	84.220.+++	84.221.+++	84.236.+++	84.237.+++	84.252.+++	84.253.+++	84.268.+++	84.269.+++
1205	84.222.+++	84.223.+++	84.238.+++	84.239.+++	84.254.+++	84.255.+++	84.270.+++	84.271.+++

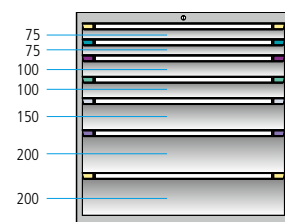
6 drawers



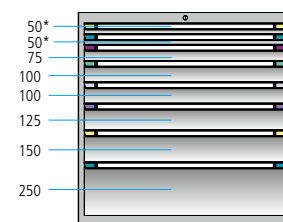
7 drawers



7 drawers




8 drawers




Width mm	Art. no. 75 kg	Art. no. 200 kg	Art. no. 75 kg	Art. no. 200 kg	Art. no. 75 kg	Art. no. 200 kg	Art. no. 75 kg	Art. no. 200 kg
605	84.224.+++	84.225.+++	84.240.+++	84.241.+++	84.256.+++	84.257.+++	84.272.+++	84.273.+++
805	84.226.+++	84.227.+++	84.242.+++	84.243.+++	84.258.+++	84.259.+++	84.274.+++	84.275.+++
1005	84.228.+++	84.229.+++	84.244.+++	84.245.+++	84.260.+++	84.261.+++	84.276.+++	84.277.+++
1205	84.230.+++	84.231.+++	84.246.+++	84.247.+++	84.262.+++	84.263.+++	84.278.+++	84.279.+++

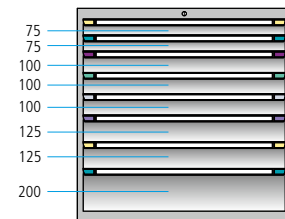
8 drawers



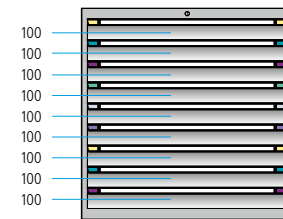
8 drawers



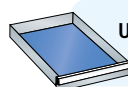
8 drawers



9 drawers



Width mm	Art. no. 75 kg	Art. no. 200 kg	Art. no. 75 kg	Art. no. 200 kg	Art. no. 75 kg	Art. no. 200 kg	Art. no. 75 kg	Art. no. 200 kg
605	84.296.+++	84.297.+++	84.312.+++	84.313.+++	84.328.+++	84.329.+++	84.344.+++	84.345.+++
805	84.298.+++	84.299.+++	84.314.+++	84.315.+++	84.330.+++	84.331.+++	84.346.+++	84.347.+++
1005	84.300.+++	84.301.+++	84.316.+++	84.317.+++	84.332.+++	84.333.+++	84.348.+++	84.349.+++
1205	84.302.+++	84.303.+++	84.318.+++	84.319.+++	84.334.+++	84.335.+++	84.350.+++	84.351.+++



Usable area per drawer

Width (mm): 605 = 0,30 m² 805 = 0,42 m² 1005 = 0,54 m² 1205 = 0,66 m²



Drawer cabinets stationary with KEY Lock



www.tuv.com
ID 1000000000

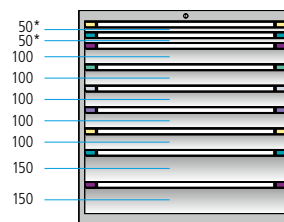
Art. no. **84.294.502**
Anthracite grey, RAL 7016
Light grey, RAL 7035
(excl. partition material)



Depth **695** × Height **1000** mm

Usable depth 600 × usable height 900 mm

9 drawers



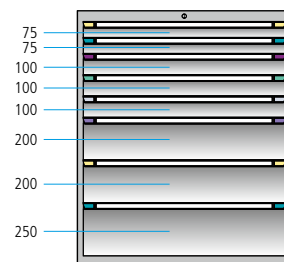
Width mm	Art. no. 75 kg	Art. no. 200 kg
605	84.288.+++	84.289.+++
805	84.290.+++	84.291.+++
1005	84.292.+++	84.293.+++
1205	84.294.+++	84.295.+++

Depth **695** × Height **1200** mm

Usable depth 600 × usable height 1100 mm



Art. no. **84.356.501**
Dove blue, NCS S 4040-R70 B
Light blue, NCS S 1060-R80 B



Width mm	Art. no. 75 kg	Art. no. 200 kg
605	84.356.+++	84.357.+++
805	84.358.+++	84.359.+++
1005	84.360.+++	84.361.+++
1205	84.362.+++	84.363.+++

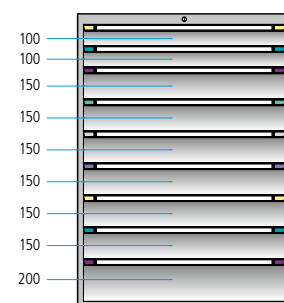
Depth **695** × Height **1400** mm

Usable depth 600 × usable height 1300 mm



Art. no. **84.386.501**
Dove blue, NCS S 4040-R70 B
Light blue, NCS S 1060-R80 B
(excl. partition material)

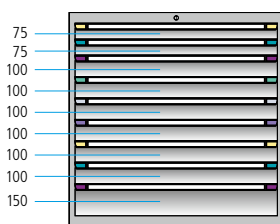
9 drawers



Width mm	Art. no. 75 kg	Art. no. 200 kg
605	84.364.+++	84.365.+++
805	84.366.+++	84.367.+++
1005	84.368.+++	84.369.+++
1205	84.370.+++	84.371.+++

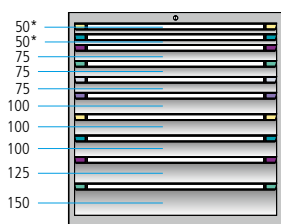


9 drawers




Width mm	Art. no. 75 kg	Art. no. 200 kg
605	84.304.+++	84.305.+++
805	84.306.+++	84.307.+++
1005	84.308.+++	84.309.+++
1205	84.310.+++	84.311.+++

10 drawers



Art. no. 75 kg	Art. no. 200 kg
84.320.+++	84.321.+++
84.322.+++	84.323.+++
84.324.+++	84.325.+++
84.326.+++	84.327.+++

12 drawers



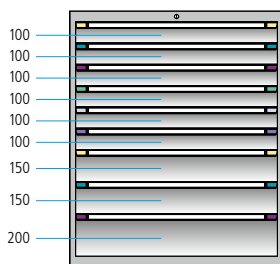
Art. no. 75 kg	Art. no. 200 kg
84.336.+++	84.337.+++
84.338.+++	84.339.+++
84.340.+++	84.341.+++
84.342.+++	84.343.+++

18 drawers



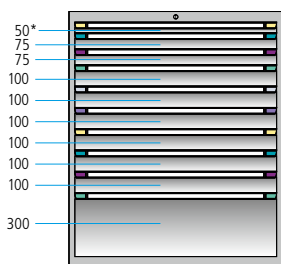
Art. no. 75 kg
84.352.+++
84.353.+++
84.354.+++
84.355.+++

9 drawers



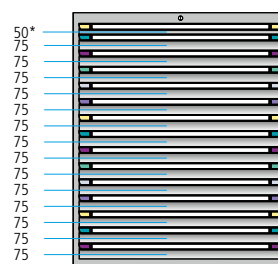
Width mm	Art. no. 75 kg	Art. no. 200 kg
605	84.372.+++	84.373.+++
805	84.374.+++	84.375.+++
1005	84.376.+++	84.377.+++
1205	84.378.+++	84.379.+++

10 drawers



Art. no. 75 kg	Art. no. 200 kg
84.388.+++	84.389.+++
84.390.+++	84.391.+++
84.392.+++	84.393.+++
84.394.+++	84.395.+++

15 drawers

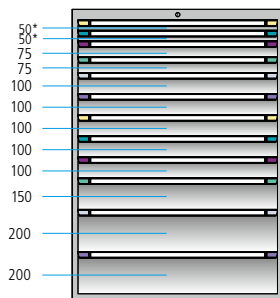


Art. no. 75 kg	Art. no. 200 kg
84.404.+++	84.405.+++
84.406.+++	84.407.+++
84.408.+++	84.409.+++
84.410.+++	84.411.+++



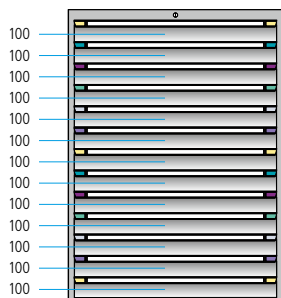
» **Drawer cabinets** with integrated oil, compressed air or electric connections can be found on page 36.

12 drawers



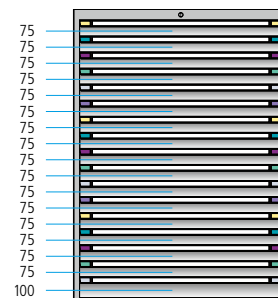
Width mm	Art. no. 75 kg	Art. no. 200 kg
605	84.380.+++	84.381.+++
805	84.382.+++	84.383.+++
1005	84.384.+++	84.385.+++
1205	84.386.+++	84.387.+++

13 drawers



Art. no. 75 kg	Art. no. 200 kg
84.396.+++	84.397.+++
84.398.+++	84.399.+++
86.450.+++	84.401.+++
84.402.+++	84.403.+++

17 drawers



Art. no. 75 kg	Art. no. 200 kg
84.412.+++	84.413.+++
84.414.+++	84.415.+++
84.416.+++	84.417.+++
84.418.+++	84.419.+++



» **Drawer cabinets** with drawers for waste containers can be found on page 36.

Machine cabinets with KEY Lock



www.tuv.com
ID 1000000000

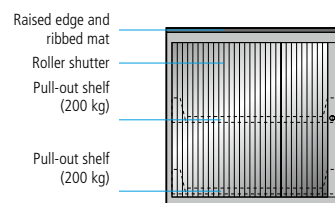


Depth **695** × Height **817** mm

2 pull-out shelves
1 roller shutter
1 raised edge with ribbed mat

- Cannot be combined with a 2-way pallet truck/forklift base.
- This article is only available in one colour.

Art. no. **81.247.200**
Anthracite grey, RAL 7016
Toller shutter, Light grey plastic



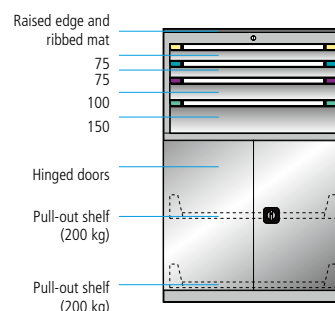
Width mm	Art. no.
805	81.247.+++



Depth **724** × Height **1217** mm

4 drawers
2 pull-out shelves
2 hinged doors
1 raised edge with ribbed mat

Art. no. **84.433.501**
Dove blue, NCS S 4040-R70 B
Light blue, NCS S 1060-R80 B



Width mm	Art. no.
805	84.432.+++
1005	84.433.+++

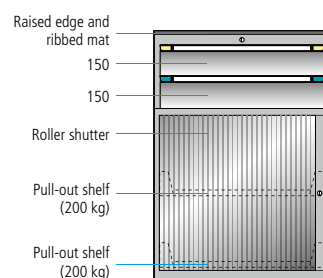


Depth **695** × Height **1217** mm

2 drawers
2 pull-out shelves
1 roller shutter
1 raised edge with ribbed mat

- Cannot be combined with a 2-way pallet truck/forklift base.

Art. no. **81.236.502**
Anthracite grey, RAL 7016
Light grey, RAL 7035
Roller shutter, Light grey plastic

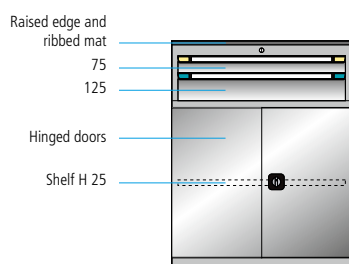


Width mm	Art. no.
805	81.236.+++



Depth **724** × Height **1017** mm

- 2 drawers**
- 1 shelf**
- 2 hinged doors**
- 1 raised edge with ribbed mat**

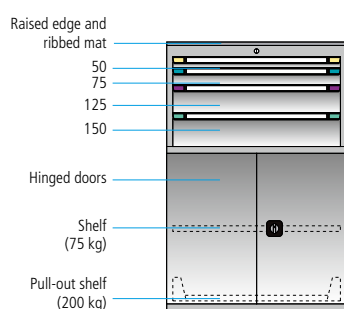


Width mm	Art. no.
805	84.428.+++
1005	84.429.+++



Art. no. **84.428.501**
Dove blue, NCS S 4040-R70 B
Light blue, NCS S 1060-R80 B

- 4 drawers**
- 1 shelf**
- 1 pull-out shelf**
- 2 hinged doors**
- 1 raised edge with ribbed mat**



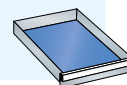
Width mm	Art. no.
805	84.434.+++
1005	84.435.+++



Note:
Drawer load capacity
75 kg each.

Usable area per drawer

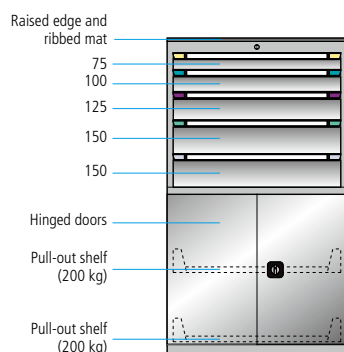
Width in mm:
805 = 0.42 m²
1005 = 0.54 m²



Art. no. **84.439.501**
Dove blue, NCS S 4040-R70 B
Light blue, NCS S 1060-R80 B

Depth **724** × Height **1417** mm

- 5 drawers**
- 2 pull-out shelves**
- 2 hinged doors**
- 1 raised edge with ribbed mat**



Width mm	Art. no.
805	84.438.+++
1005	84.439.+++



Single parts for stationary drawer cabinets



Housing without KEY Lock

Height mm	Depth mm	Usable height mm	Usable depth mm	Width mm			
				605	805	1005	1205
				Art. no.	Art. no.	Art. no.	Art. no.
400	695	300	600	51.194.+++	51.630.+++	51.654.+++	65.751.+++
600	695	500	600	51.195.+++	51.186.+++	65.821.+++	51.691.+++
700	695	600	600	51.570.+++	51.576.+++	-	-
800	695	700	600	51.207.+++	51.211.+++	51.215.+++	51.219.+++
900	695	800	600	51.573.+++	51.639.+++	51.661.+++	51.697.+++
1000	695	900	600	51.208.+++	51.212.+++	51.216.+++	51.220.+++
1200	695	1100	600	51.209.+++	51.213.+++	51.217.+++	51.221.+++
1400	695	1300	600	51.210.+++	51.214.+++	51.218.+++	51.222.+++



Note: Complete your KEY Lock housing with a suitable cylinder at the bottom of this page.



Housing with RFID Lock

400	695	300	600	84.126.+++	84.133.+++	84.140.+++	84.147.+++
600	695	500	600	84.127.+++	84.134.+++	84.141.+++	84.148.+++
700	695	600	600	51.568.+++	51.569.+++	-	-
800	695	700	600	84.128.+++	84.135.+++	84.142.+++	84.149.+++
900	695	800	600	84.129.+++	84.136.+++	84.143.+++	82.610.+++
1000	695	900	600	84.130.+++	84.137.+++	84.144.+++	82.585.+++
1200	695	1100	600	84.131.+++	84.138.+++	84.145.+++	82.586.+++
1400	695	1300	600	84.132.+++	84.139.+++	84.146.+++	82.587.+++



Housing with AUTO Lock

400	695	300	600	55.801.+++	55.803.+++	55.805.+++	55.812.+++
600	695	500	600	55.813.+++	55.814.+++	55.815.+++	55.818.+++
700	695	600	600	55.821.+++	55.824.+++	-	-
800	695	700	600	55.827.+++	55.830.+++	55.833.+++	55.852.+++
900	695	800	600	51.631.+++	51.634.+++	51.603.+++	51.607.+++
1000	695	900	600	51.638.+++	51.643.+++	51.650.+++	51.652.+++
1200	695	1100	600	51.665.+++	51.675.+++	51.682.+++	51.694.+++
1400	695	1300	600	51.698.+++	51.703.+++	51.707.+++	51.627.+++



Cylinder and key for KEY Lock


	Art. no.
Cylinder separately lockable with 2 keys	53.129.000
Cylinder simultaneously lockable KT... with 2 keys	55.950.000
1 key KT ...	50.968.000
1 Ronis master key	85.719.000

» Further, predefined locking systems can be found on p. 127.



Standard drawers

for cabinet width mm	605	805	1005	1205
Usable drawer width mm	500	700	900	1100
Drawer usable dimension m ²	0,30	0,42	0,54	0,66

Front height mm		Usable height mm	Casing height mm	Art. no.	Art. no.	Art. no.	Art. no.
50	75	33	29	51.240.+++	51.248.+++	51.256.+++	51.264.+++
75	75	58	49	51.241.+++	51.249.+++	51.257.+++	51.265.+++
	200	58	49	51.272.+++	51.279.+++	51.286.+++	51.293.+++
100	75	83	76	51.242.+++	51.250.+++	51.258.+++	51.266.+++
	200	83	76	51.273.+++	51.280.+++	51.287.+++	51.294.+++
125	75	108	76	51.243.+++	51.251.+++	51.259.+++	51.267.+++
	200	108	76	51.274.+++	51.281.+++	51.288.+++	51.295.+++
150	75	133	126	51.244.+++	51.252.+++	51.260.+++	51.268.+++
	200	133	126	51.275.+++	51.282.+++	51.289.+++	51.296.+++
200	75	183	176	51.245.+++	51.253.+++	51.261.+++	51.269.+++
	200	183	176	51.276.+++	51.283.+++	51.290.+++	51.297.+++
250	75	233	176	51.246.+++	51.254.+++	51.262.+++	51.270.+++
	200	233	176	51.277.+++	51.284.+++	51.291.+++	51.298.+++
300	75	283	276	51.247.+++	51.255.+++	51.263.+++	51.271.+++
	200	283	276	51.278.+++	51.285.+++	51.292.+++	51.299.+++
400	200	383	276	51.158.+++	51.155.+++	51.156.+++	51.157.+++

Note:
The sum of all front heights must correspond to the usable height of the housing. Exception: drawer cabinets with hinged doors.



EDGE Line – more form for your workspace

Exciting. Different. State-of-the-art. With EDGE Line, you make a statement that shows what you stand for. Individual lighting accents give your work-space a modern, dynamic and high-quality look and feel, colour coordinated with your branding and corporate design. EDGE Line is versatile and expressive, while enthusing and inspiring: an eye-catcher in LED technology, available as a light strip.

For cabinet heights mm	White	Green	Blue	Red
800	52.781.000	52.879.000	52.917.000	52.814.000
900	52.784.000	52.883.000	52.923.000	52.828.000
1000	52.785.000	52.887.000	52.926.000	52.832.000
1200	52.789.000	52.888.000	52.941.000	52.854.000
1400	52.793.000	52.912.000	52.943.000	52.863.000

Connection cable for EDGE

Length 2 m, 230 V, black.

	Art. no.
CH (T13)	19.150.000
DE/FR (CEE7/7)	19.151.000
GB (BS1363)	19.152.000

EDGE statement light: Highlights

- + Individual light signature
- + Expressive accentuation
- + High-quality radiance
- + Different lighting ambiances
- + Sustainable LED technology

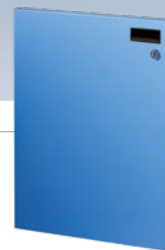


Interlinking cable set

For linking with RFID or AUTO Lock.

	Art. no.
EDGE Line	19.556.000

Single parts for stationary drawer cabinets



Hinged doors

Single-leaf, with handle recess and magnetic stop, prevents unintentional opening of unlocked doors, without locking system.

for KEY Lock


Description	Height mm	for cabinet width mm Suitable for housing height	605		805	
			hinged on the right		hinged on the left	
			Art. no.	Art. no.	Art. no.	Art. no.
Solid sheet	350	600*	50.838.+++	50.844.+++	50.833.+++	50.843.+++
Solid sheet	500	600	50.853.+++	50.857.+++	50.845.+++	50.848.+++
Solid sheet	550	700/800*	52.100.+++	-	52.034.+++	-
Solid sheet	600	700	50.855.+++	50.858.+++	50.846.+++	50.849.+++
Solid sheet	700	800	50.856.+++	50.861.+++	50.847.+++	50.850.+++
Solid sheet	800	900	53.558.+++	-	53.559.+++	-
Solid sheet	900	1000	-	-	348.418.+++	-

Locking systems for hinged doors

	Art. no.
Cylinder separately lockable with 2 keys for KEY Lock	81.290.000
Cylinder simultaneously lockable KT... with 2 keys for KEY Lock	52.238.000

Hinged doors

Double leaf, without locking system



for KEY Lock

Description	Height mm	for cabinet width mm Suitable for housing height	605	805	1005	1205
			Art. no.	Art. no.	Art. no.	Art. no.
Solid sheet	470	1000*	342.707.+++	346.905.+++	348.301.+++	-
Solid sheet	670	1000*	342.267.+++	50.577.+++	50.578.+++	51.230.+++
Solid sheet	1000	1000	347.437.+++	53.441.+++	50.735.+++	346.568.+++
Viewing window	670	1000*	-	53.443.+++	53.444.+++	-
Viewing window	1000	1000	-	53.509.+++	53.442.+++	-

for RFID lock

Description	Height mm	Suitable for housing height	Art. no.	Art. no.	Art. no.	Art. no.
Solid sheet	670	1000*	-	51.723.+++	51.724.+++	51.725.+++
Solid sheet	1000	1000	347.056.+++	51.726.+++	51.727.+++	347.057.+++
Viewing window	670	1000*	-	51.730.+++	51.731.+++	-
Viewing window	1000	1000	-	51.733.+++	51.735.+++	-

Locking systems for hinged doors

	Art. no.
Cylinder separately lockable with 2 keys for KEY Lock	53.137.000
Cylinder simultaneously lockable KT... with 2 keys for KEY Lock	17.554.000
RFID Lock	49.086.000




Superstructures

	for cabinet width mm	605	805	1005	1205
	Height mm	Art. no.	Art. no.	Art. no.	Art. no.
Cover plate multiplex	30	81.938.000	81.939.000	81.940.000	81.941.000
	40	55.848.000	55.849.000	55.850.000	55.851.000
Ribbed mat	3	51.169.000	51.170.000	51.171.000	51.172.000
Raised edges with ribbed mat, black NCS S 9000-N	17	65.766.000	65.767.000	65.768.000	65.769.000




Installations

Dove grey, painted
NCS S 4502-B.

Dove grey, painted NCS S 4502-B.	for cabinet width mm		605	805	1005	1205
	Height mm		Art. no.	Art. no.	Art. no.	Art. no.
Adjustable shelf	25	75	81.917.000	81.918.000	81.919.000	81.920.000
Pull-out shelf**	75	75	65.915.000	65.924.000	65.926.000	65.928.000
Pull-out shelf**	75	200	65.916.000	65.925.000	65.927.000	65.929.000


**only possible with double-leaf doors.



Perforated side panel

For extension/attachment of can holder, paper roll holder, waste container or pegboard with door on the right.
Depth 695 mm. Colour: According to colour code.

Height mm	Art. no.
800	52.717.+++
900	52.720.+++
1000	52.724.+++
1200	52.727.+++
1400	52.730.+++



Substructures

	for cabinet width mm	605	805	1005	1205
	Height mm	Art. no.	Art. no.	Art. no.	Art. no.
Base, black NCS S 9000-N.	50	55.926.000	55.927.000	55.928.000	55.929.000
Base, black NCS S 9000-N.	100	55.930.000	55.931.000	55.932.000	55.933.000
Lift truck base with front cover, black NCS S 9000-N	100	52.059.060	52.079.060	52.081.060	52.098.060
Front or rear base cover, black NCS S 9000-N	100	50.582.000	50.586.000	50.609.000	50.618.000




Levelling foot

2 pc., complete with hinged foot Ø 50 mm, adjustment range: 45 – 90 mm
For a drawer cabinet, 4 x levelling feet are needed

Side cover, depth 695 mm	Art. no.
	52.519.000
	52.525.+++

Equipment

- Including mounting plate.
- Including fastening screw.
- Load capacity per leg: 1000 kg.



Cover for levelling feet

	for cabinet width mm	605	805	1005	1205
	Art. no.	Art. no.	Art. no.	Art. no.	Art. no.
Front cover	52.520.+++	52.521.+++	52.523.+++	52.524.+++	



Single parts for stationary drawer cabinets

Accessories for our locking systems

Program badges

Set of 5

Colour

white

Art. no.

52.733.000

User badges

Set of 5

blue

52.740.000

RFID card reader

for PC

Art. no.


19.591.000

Security eCard

2 pieces

Art. no.

19.586.000



Accessories for stationary socket connection of RFID and AUTO Lock

Basic set

1 AC/DC adapter (12W/5V), 1 Combi-lock connection, complete
1 Assembly instruction, 4 Cable ties

Art. no.

19.160.000

Expansion set

1 Combi-lock connection, complete, 1 Connection cable, 2 m
4 Cable ties

Art. no.


19.161.000

Extension cord set

1 Connection cable, 2 m (one set is required per two metres)

Art. no.

19.162.000



Lock cover

To lock the KEY Lock opening in the drawer cabinet housing. Can be used if drawer cabinet is delivered without cylinder.

Colour

Black

Art. no.

52.614.000

End caps

For sealing the connecting holes in the side walls of the drawer cabinet. Construction material: PVC. (Set with 20 pcs.)

Colour

Black


Light grey

Art. no.

70.540.000

70.541.000





Accessories for drawers

Single-drawer safety catch on right (Set with 7 pcs.)

Art. no.

53.125.000

Drawer pull-out sets

With full extension. Can be used for all drawers with a depth of 695 mm. Construction material: Sheet steel, colour: Light grey.

Drawer load capacity

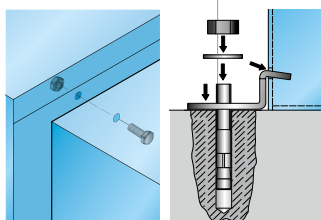
Art. no.

75 kg

70.269.000

200 kg

70.270.000



Screwing/Anchoring base

The cabinet housings are prepared for the attachment of a second cabinet (above or alongside) and for anchoring to the floor (from cabinet height 700 mm) by means of fixing brackets.

Specification/ type of screw

Art. no.

Screw-fixing on top of or next to each other 4 x M8x16

14.843.000

Floor anchoring to prevent tilting using 2 x M8 x 80

12.042.000

Colour corners

Would you like a drawer cabinet that always features the same paint corners? Then give our sales team the material number below with the note "Single-colour corners".

Colour	Door	Art. no.
Grey	Right	674.609
	Left	674.610
Yellow	Right	674.607
	Left	674.608
Orange	Right	674.617
	Left	674.618
Red	Right	686.916
	Left	686.917
Purple	Right	674.613
	Left	674.614
Violet	Right	674.615
	Left	674.616
Petrol	Right	674.605
	Left	674.606
Green	Right	674.611
	Left	674.612

! Note: Handle end piece, right (art. no. 674.599) or left (art. no. 674.600) must be ordered as well.



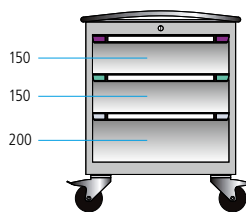
Rollboys



Art. no. **84.422.501**
Dove blue, NCS S 4040-R70 B
Light blue, NCS S 1060-R80 B
(excl. partition material)

Depth **695** × Height **792** mm

3 drawers



Width mm

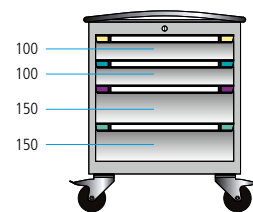
605

75

Art. no.

84.420.+++

4 drawers



Width mm

605

75

Art. no.

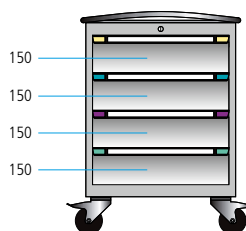
84.422.+++



Art.-Nr. **51.609.501**
Dove blue, NCS S 4040-R70 B
Light blue, NCS S 1060-R80 B

Depth **695** × Height **892** mm

4 drawers



Width mm

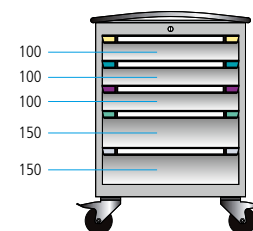
605

75

Art. no.

51.608.+++

5 drawers



Width mm

605

75

Art. no.

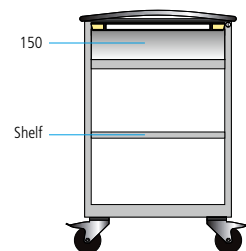
51.609.+++



Art. no. **81.222.501**
Dove blue, NCS S 4040-R70 B
Light blue, NCS S 1060-R80 B

Depth **695** × Height **992** mm

**1 drawer
1 shelf**



Width mm

605

75

Art. no.

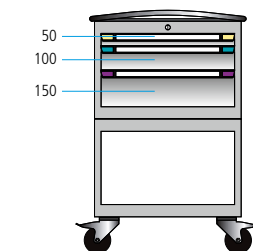
81.222.+++

805

75

81.234.+++

3 drawers



Width mm

605

75

Art. no.

84.421.+++

805

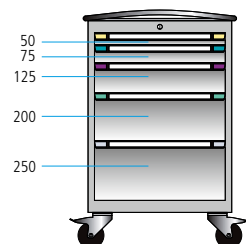
75

81.587.+++



Art. no. **84.421.501**
Dove blue, NCS S 4040-R70 B
Light blue, NCS S 1060-R80 B
(excl. partition material)

5 drawers



Width mm

605

75

Art. no.

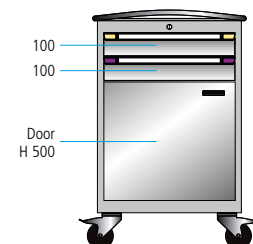
84.425.+++

805

75

81.589.+++

**2 drawers
1 hinged door**



Width mm

605

75

Art. no.

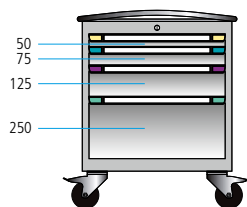
84.119.+++

805

75

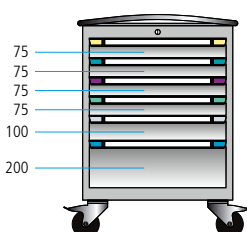
81.235.+++

4 drawers



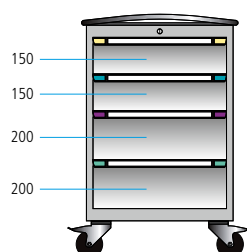
Width mm	Art. no.
605	75 84.424.+++

6 drawers



Width mm	Art. no.
605	75 51.606.+++

4 drawers



Width mm	Art. no.
605	75 84.423.+++
805	75 81.588.+++



www.tuv.com
ID 1000000000



Safety catch on right

The safety features on all our mobile cabinets can be operated with one hand. It is easy to release the drawer safety device mounted on the right-hand side. The drawer locks in place when closed and will not open unintentionally when the cabinet is moved.

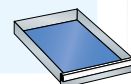


Load-bearing capacity of castors
max. 400 kg.



Usable area per drawer


Width in mm: 605 = 0.30 m²
805 = 0.42 m²



Art. no. **84.423.502**
Anthracite grey, RAL 7016
Light grey, RAL 7035
(excl. partition material)



Art. no. **84.119.501**
Dove blue, NCS S 4040-R70 B
Light blue, NCS S 1060-R80 B
(excl. rear workwall, range of hooks and tools)



» Rear workwalls
see page 31.

» Ranges of perforated hooks
see page 122.



Single parts for mobile drawer cabinets



Housing

without KEY lock

Height mm	Depth mm	Usable height mm	Usable depth mm	Width mm	
				605	805
				Art. no.	Art. no.
400	695	300	600	51.194.+++	51.630.+++
600	695	500	600	51.195.+++	51.186.+++
700	695	600	600	51.570.+++	51.576.+++
800	695	700	600	51.207.+++	51.211.+++
900	695	800	600	51.573.+++	51.639.+++
1000	695	900	600	51.208.+++	51.212.+++

Cylinder and key for KEY Lock

Cylinder separately lockable with 2 keys

Cylinder simultaneously lockable KT... with 2 keys

Art. no.

53.129.000

55.950.000

with RFID Lock

Height mm	Depth mm	Usable height mm	Usable depth mm	Art. no.	Art. no.
400	695	300	600	84.126.+++	84.133.+++
600	695	500	600	84.127.+++	84.134.+++
700	695	600	600	51.568.+++	51.569.+++
800	695	700	600	84.128.+++	84.135.+++
900	695	800	600	84.129.+++	84.136.+++
1000	695	900	600	84.130.+++	84.137.+++



Housing with AUTO Lock
see page 22.



Standard drawers

Incl. drawer safety catch on right.

Load bearing capacity 75 kg

Front height mm	for cabinet width mm		605	805
	Usable height mm	Casing height mm	Art. no.	Art. no.
50	33	29	51.601.+++	51.825.+++
75	58	49	51.602.+++	51.829.+++
100	83	76	51.860.+++	51.612.+++
125	108	76	51.868.+++	51.830.+++
150	133	126	51.817.+++	51.833.+++
200	183	176	51.818.+++	51.834.+++
250	233	176	51.819.+++	51.836.+++
300	283	276	51.820.+++	51.837.+++

Accessories for drawers

Single-drawer safety catch on right
(set with 7 pcs.)


Art. no.

53.125.000

Perforated side panel


Depth 695 mm.


Height mm	Art. no.
800	52.717.+++
900	52.720.+++
1000	52.724.+++



Installations

Dove grey, NCS S 4502-B.

	for cabinet width mm		605	805
	Height mm		Art. no.	Art. no.
Adjustable shelf	25	75	81.917.000	81.918.000
Pull-out shelf	75	75	53.560.000	on request



Hinged doors

single-leaf, for KEY Lock.

Doors	Height mm	Suitable for housing height	for cabinet width mm		605	805
					605	805
					hinged on the right	hinged on the left
					Art. no.	Art. no.
					Art. no.	Art. no.
Solid sheet	350	400/600*			50.838.+++	50.844.+++
Solid sheet	500	600			50.853.+++	50.857.+++
Solid sheet	550	700/800*			52.100.+++	-
Solid sheet	600	700			50.855.+++	50.858.+++
Solid sheet	700	800			50.856.+++	50.861.+++
Solid sheet	800	900			53.558.+++	-



Cylinder and key for KEY Lock

Cylinder separately lockable with 2 keys

Cylinder simultaneously lockable KT... with 2 keys

	Art. no.
Cylinder separately lockable with 2 keys	81.290.000
Cylinder simultaneously lockable KT... with 2 keys	52.238.000


*In the combination „Doors and Drawers“.


Superstructures

	for cabinet width mm		605	805
	Height mm		Art. no.	Art. no.
Cover plate multiplex	30		81.938.000	81.939.000
	40		55.848.000	55.849.000
Ribbed rubber	3		51.169.000	51.170.000
Raised edges with ribbed mat, black NCS S 9000-N	17		65.766.000	65.767.000
Raised edge with push bar and ribbed rubber, black NCS S 9000-N	58		51.187.000	51.188.000



Accessories

	for cabinet width mm		605	805
	Height mm	Width mm	Art. no.	Art. no.
Organised back panel perforated, 105 mm deep incl. fixture material	500	620/820	50.782.+++	50.784.+++
Push handle (black) for multiplex worktop, grey coated	35	520	51.572.000	51.572.000
	Ø		Art. no.	Art. no.
Nylon castor set for soft floors, 2 swivel and 2 fixed castors	100	400	51.191.000	51.191.000
Solid rubber castor set for hard floors, 2 swivel and 2 fixed castors	100	400	51.192.000	51.192.000
Solid rubber castor set for hard floors, 2 swivel and 2 fixed castors	160	600	51.193.000	51.193.000



Modular drawer storage wall

Load capacity up to 4000 kg (with evenly distributed surface load)

- **Variable module widths**
805 and 1005 mm.
- **Modular design**
Can be easily expanded.
- **High mobility**
Integrated pallet base for greater flexibility.
- **Load capacity**
Of drawers and shelves 75 kg (200 kg optional).
- **High load-bearing capacity**
Housing load capacity up to 4000 kg.
- **Optimum use of storage area**
Drawers and pull-out shelves with full extension.
- **Easy to order**
One article number per module.
- **Supplied fully assembled**
Guaranteed to be ready for use in next to no time.
- **Easy identification of the stored goods**
Drawers with labelling strips and colour corners for immediate visual identification.

Product video
at www.thurmetall.com



Versatile compatibility thanks to drawers and shelves.



Ready-to-use cabinet system in 3 steps



Step 1
Unpack.



Step 2
Remove the transport pallet.




Step 3
Use the integrated pallet base to position the modules.



Depth **695** × Height **2100** mm

With KEY Lock.



Module 1



Module 2

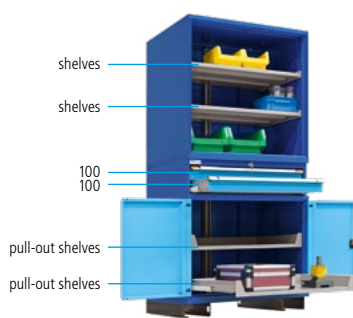


Module 3

for module width mm	805	1005	805	1005	805	1005
	Art. no.	Art. no.	Art. no.	Art. no.	Art. no.	Art. no.
Load capacity 75 kg	53.448.+++	53.452.+++	53.453.+++	53.454.+++	53.455.+++	53.460.+++
Load capacity 200 kg	on request	on request	on request	on request	53.456.+++	53.506.+++



Module 4



Module 5

for module width mm	805	1005	805	1005
	Art. no.	Art. no.	Art. no.	Art. no.
Load capacity 75 kg	53.458.+++	53.462.+++	53.463.+++	53.466.+++
Load capacity 200 kg	53.505.+++	53.468.+++	on request	on request




Note:


Doors can also be fitted later, but only for cabinet elements without drawers.

Optional accessories

	for module width mm	805	1005
		Art. no.	Art. no.
Solid sheet doors, height 1000 mm, 2-door		53.441.+++	50.735.+++
Doors with viewing windows (160 × 790 mm), height 1000 mm, 2-door		53.509.+++	53.442.+++
Base cover rear/front (black)		50.586.000	50.609.000



Doors with viewing windows.



Solid sheet doors.



Base cover.



Single parts for modular drawer storage wall



Housing

without KEY lock

		Width mm		805	1005
Height mm	Depth mm	Usable height mm	Usable depth mm	Art. no.	Art. no.
2100	695	1800	600	53.537.+++	53.536.+++



Note: Drawers can only be installed in the lower housing, usable height 900 mm.

Standard drawers

		for cabinet width mm		805	1005
Load bearing capacity 75 kg		Usable drawer width mm		700	900
		Drawer usable dimension m²		0,42	0,54
Front height mm	Usable height mm	Casing height mm	Art. no.	Art. no.	
50	33	29	51.248.+++	51.256.+++	
75	58	49	51.249.+++	51.257.+++	
100	83	76	51.250.+++	51.258.+++	
125	108	76	51.251.+++	51.259.+++	
150	133	126	51.252.+++	51.260.+++	
200	183	176	51.253.+++	51.261.+++	
250	233	176	51.254.+++	51.262.+++	
300	283	276	51.255.+++	51.263.+++	

Load bearing capacity 200 kg

75	58	49	51.279.+++	51.286.+++
100	83	76	51.280.+++	51.287.+++
125	108	76	51.281.+++	51.288.+++
150	133	126	51.282.+++	51.289.+++
200	183	176	51.283.+++	51.290.+++
250	233	176	51.284.+++	51.291.+++
300	283	276	51.285.+++	51.292.+++
400	383	276	51.155.+++	51.156.+++

Pull-out shelf with integrated sheet steel work surface, galvanised

Load bearing capacity 75 kg

75	53.457.+++	53.467.+++
----	------------	------------



Accessories for drawers

Single-drawer safety catch on right (Set with 7 pcs.)

Art. no.

53.125.000



Installations

Dove grey, painted.
NCS S 4502-B.

	for cabinet width mm		805	1005
	Height mm	Load bearing capacity kg	Art. no.	Art. no.
Adjustable shelf	25	75	81.918.000	81.919.000
Pull-out shelf*	75	75	65.924.000	65.926.000
Pull-out shelf*	75	200	65.925.000	65.927.000

*Only possible with double-leaf doors.



Hinged doors

for KEY Lock

	for cabinet width mm			805	1005
Description	Height mm	Depth mm	Suitable for housing height	Art. no.	Art. no.
Solid sheet	670	29	1000*	50.577.+++	50.578.+++
Solid sheet	1000	29	1000	53.441.+++	50.735.+++
Viewing window	670	29	1000*	53.443.+++	53.444.+++
Viewing window	1000	29	1000	53.509.+++	53.442.+++

Cylinder and key for KEY Lock

Cylinder separately lockable with 2 keys



Cylinder simultaneously lockable KT... with 2 keys

Art. no.

53.129.000

55.950.000

*In the combination
„Doors and Drawers“.



Substructures

	for cabinet width mm		805	1005
	Height mm	Art. no.	Art. no.	
Base cover front or rear, Black NCS S 9000-N	100	50.586.000	50.609.000	



End caps

For sealing the connecting holes in the side walls of the drawer cabinet. Construction material: PVC.

Colour	Art. no.
Black	70.540.000
Light grey	70.541.000




Vehicle workshop modules



Drawer module – fixed


Width **605** × Depth **695** × Height **940** mm

Equipment	Number of drawers		Art. No.
<ul style="list-style-type: none"> 100 % full extension. Usable area per drawer: 0.30 m², W × D: 500 × 600 mm. 4 levelling feet with a height adjustment of 940 to 990 mm. 	5: 2 × 75, 1 × 150, 1 × 200, 1 × 300 mm	75	53.556.+++
	6: 2 × 7, 1 × 100, 2 × 150, 1 × 250 mm	75	53.557.+++



Drawer module – mobile


Width **605** × Depth **695** mm

Equipment	Number of drawers	Hight mm		Art. No.
<ul style="list-style-type: none"> 100 % full extension. Usable area per drawer: 0.30 m², W × D: 500 × 600 mm. Maximum load capacity: 400 kg. 	4: 2 × 100, 2 × 150 mm	792	75	84.422.+++
	6: 2 × 75, 2 × 100, 1 × 150, 1 × 200 mm	992	75	84.867.+++



Recycling module


Width **605** × Depth **695** × Height **940** mm

Equipment	Number of drawers		Art. No.
<ul style="list-style-type: none"> 100% full extension. 2 × 60 l polypropylene (PP) waste bins*, grey. 4 levelling feet with a height adjustment of 940 to 990 mm. 	1: 1 × 800 mm	200	53.553.+++
	1: 1 × 100, 1 × 700 mm	200	52.752.+++



Storage module

Width **605** × Depth **695** × Height **940** mm

Equipment	Door		Art. No.
<ul style="list-style-type: none"> 1 hinged door. 1 shelf, useful area: 0.34 m², W × D: 550 × 620 mm. 1 pull-out shelf, useful area: 0.25 m², W × D: 475 × 600 mm. 4 levelling feet with a height adjustment of 940 to 990 mm. 	Right-opening	75	53.554.+++
	Left-opening	75	53.555.+++



Power module

Width **605** × Depth **695** × Height **940** mm

Equipment

- 2 hose ports.
- 4 openings for power modules.
- 4 levelling feet with a height adjustment of 940 to 990 mm.

Art. No.

53.552.+++



! **Note:** Hose reels not supplied.

Fluid module

Width **605** × Depth **695** × Height **940** mm

Equipment

- 2 hose ports.
- 1 galvanised drip tray, usable dimensions: W × D × H: 538 × 100 × 100 mm.
- 4 levelling feet with a height adjustment of 940 to 990 mm.

Art. No.

53.551.+++



! **Note:** Hose reels not supplied.

Monitor module

Width **717** × Depth **350** × Height **800** mm

Equipment

- Modular base with 2 cable support sleeves.
- 2 ventilation outlets on module housing sides.
- Glass door 5 mm, left-opening, usable dimensions: W × D × H: 610 × 620 × 320 mm.
- Housing rear panel with 4 bores, including assembly screws.



25

Art. No.

69.885.+++



Overhead cabinet

Width **1000** × Depth **350** × Height **420** mm

Equipment

- Usable dimensions:
W × D × H: 943 × 290 × 355 mm.

Doors

2 solid sheet sliding doors

2 hinged doors with viewing windows



25

25

Art. No.

52.064.+++

52.063.+++



NC storage and transport systems

- + Tool cradle partially adjustable in height and inclination
- + Housing load capacity of up to 1300 kg with an evenly distributed load
- + Drawer load capacity of 75 kg
- + Load capacity of 75 kg for change frame supports and shelves



Tool holder system	40
NC transport unit	41
NC drawer cabinets	42
NC machine cabinets	43
NC storage cabinets	44



NC tool holders



3 star NC holder

Universal holder for every tool system, black plastic.

Type	Art. no.
without inserts	64.058.000



Cover plates

Black or red plastic.

Type	Art. no.
Black cover (standard)	64.057.000
Red cover	64.056.000



Sleeves

Red plastic.


Type	Art. no.
HSK 80	51.585.000
HSK 100	51.595.000



NC inserts

Individually adjustable jaws for customised adaptation to the tool system, set of three, black plastic.

Type	Art. no.
ISO/SK 30-40-50	54.851.000
MK 2-3-4-5-6	54.852.000
Cylinder 28-36-48	54.853.000
VDI 30-40-50-60	54.854.000
HSK/A 32-40	54.855.000
HSK/A 50-63	54.856.000
CAPTO C3	54.857.000
CAPTO C4	54.858.000
CAPTO C5-C6	54.859.000



NC table stand

with **15 inserts**, 570 × 345 × 215 mm (W × D × H), Dove grey NCS S 4502-B.

Type	Art. no.
ISO/SK 30-40-50	51.109.000
Cylinder 28-36-48	65.888.000
VDI 30-40-50-60	51.111.000
HSK/A 32-40	51.113.000
HSK/A 50-63	51.115.000
CAPTO C3	65.889.000
CAPTO C4	65.890.000
CAPTO C5-C6	65.830.000
HSK 80 (12 inserts)	65.507.000
HSK 100 (12 inserts)	65.481.000



NC drawer inserts

with **24 inserts**, 700 × 600 × 150/65 mm (W × D × H), Dove grey NCS S 4502-B.

Type	Art. no. H 150 mm	Art. no. H 65 mm
ISO/SK 30-40-50	65.625.000	81.030.000
Cylinder 28-36-48	65.494.000	82.543.000
VDI 30-40-50-60	65.495.000	82.544.000
HSK/A 32-40	65.496.000	82.545.000
HSK/A 50-63	65.492.000	82.546.000
CAPTO C3	65.499.000	82.547.000
CAPTO C4	65.500.000	82.548.000
CAPTO C5-C6	65.831.000	86.858.000
HSK 80 (25 inserts)	65.501.000	81.880.000
HSK 100 (25 inserts)	65.502.000	81.881.000



NC interchangeable frames

with **8 inserts** for transport trolley, hinged door and roller shutter cabinets, 905 × 140 × 180 mm (W × D × H), Dove grey NCS S 4502-B.

Type	Art. no.
ISO/SK 30-40-50	65.982.000
Cylinder 28-36-48	65.566.000
VDI 30-40-50-60	65.567.000
HSK/A 32-40	65.568.000
HSK/A 50-63	65.569.000
CAPTO C3	65.570.000
CAPTO C4	65.571.000
CAPTO C5-C6	65.572.000
HSK 80 (7 inserts)	65.573.000
HSK 100 (7 inserts)	65.983.000



NC shelf

with **26 inserts** for transport trolley, hinged door and roller shutter cabinets, 950 × 430 × 75 mm (W × D × H), Dove grey NCS S 4502-B.

Type	Art. no.
ISO/SK 30-40-50	65.971.000
Cylinder 28-36-48	65.575.000
VDI 30-40-50-60	65.576.000
HSK/A 32-40	65.577.000
HSK/A 50-63	64.283.000
CAPTO C3	65.578.000
CAPTO C4	65.579.000
CAPTO C5-C6	65.580.000
HSK 80 (22 inserts)	65.581.000
HSK 100 (22 inserts)	65.582.000



NC shelf

with **32 inserts** only for hinged door and roller shutter cabinets, 950 × 510 × 75 mm (W × P × H), Dove grey NCS S 4502-B.

Type	Art. no.
ISO/SK 30-40-50	81.903.000
Cylinder 28-36-48	65.484.000
VDI 30-40-50-60	65.675.000
HSK/A 32-40	65.584.000
HSK/A 50-63	65.663.000
CAPTO C3	65.673.000
CAPTO C4	65.559.000
CAPTO C5-C6	65.585.000
HSK 80 (28 inserts)	65.586.000
HSK 100 (28 inserts)	65.587.000

NC transport trolley



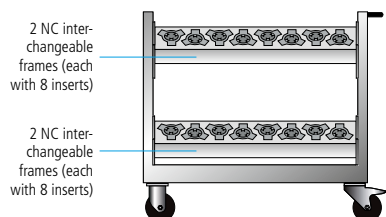
Art. no. **84.681.200**
 Anthracite grey, RAL 7016
 4 NC interchangeable frames
 1 console shelf with ribbed rubber (optional)



Art. no. **84.690.876**
 Dove grey, NCS S 4040-R70B
 1 NC shelf, 2 NC interchangeable frames
 1 console shelf with ribbed rubber (optional)

Width **1095** × Depth **545** × Height **930** mm

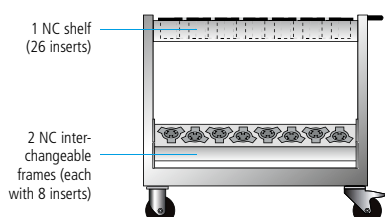
32 inserts



Type*	Art. no.
ISO/SK 30-40-50	84.681.+++
VDI 30-40-50-60	84.684.+++
HSK/A 50-63	84.686.+++

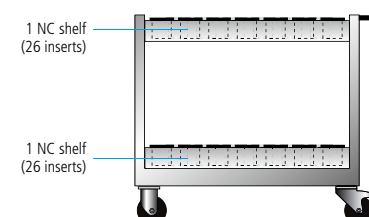
*Other NC inserts, see page 40.

42 inserts



Type*	Art. no.
ISO/SK 30-40-50	84.690.+++
VDI 30-40-50-60	84.693.+++
HSK/A 50-63	84.695.+++

52 inserts



Type*	Art. no.
ISO/SK 30-40-50	84.699.+++
VDI 30-40-50-60	84.702.+++
HSK/A 50-63	84.704.+++

! **Note:** Load-bearing capacity of castors max. 400 kg.


QUICK TIP

Combine a rollboy (page 28–29) with an NC table stand (page 40) to form a mobile NC trolley with drawers.



Accessories for NC transport trolley

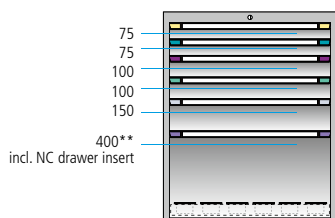
	Art. no.
Console shelf with ribbed mat, 340 × 515 × 120 mm (B × D × H), load capacity 50 kg, Black	56.911.060
Storage shelf with ribbed mat, 945 × 270 × 30 mm (B × D × H), load capacity 50 kg, Dove grey NCS S 4502-B	65.940.000



NC drawer cabinets

Width **1095** × Depth **545** × Height **930** mm

24 inserts



Art. no. **84.708.501**
Dove blue, NCS S 4040-R70 B
Light blue, NCS S 1060-R80 B
(excl. tools)



Type*

ISO/SK 30-40-50

Art. no.

84.708.+++

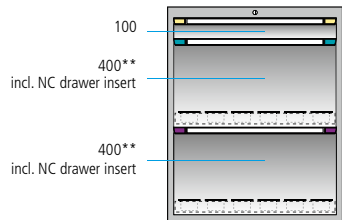
VDI 30-40-50-60

84.711.+++

HSK/A 50-63

84.887.+++

48 inserts



Type*

ISO/SK 30-40-50

Art. no.

84.717.+++

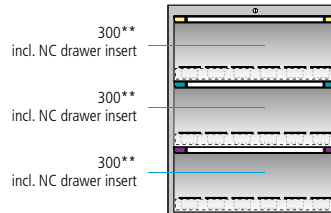
VDI 30-40-50-60

84.720.+++

HSK/A 50-63

84.722.+++

72 inserts



Type*

ISO/SK 30-40-50

Art. no.

84.726.+++

VDI 30-40-50-60

84.729.+++

HSK/A 50-63

84.731.+++

Accessories

for NC drawer and machine cabinets

Raised edges with ribbed mat, height 17 mm, black NCS S 9000-N

Art. no.

65.767.000

Ribbed mat, height 3 mm, black

51.170.000

Cover plate multiplex, thickness 30 mm, incl. fixture material

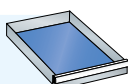
81.939.000

Pallet base with front panel, height 100 mm, black NCS S 9000-N

52.079.060



Usable area per drawer = 0,42 m²



Ordering information: Unless specified otherwise, the cabinets are always supplied with individually lockable locks.



+++ = colour code (added to the art.no.)
15 standard colours and 7 colour combinations see p.11

NC machine cabinets

Art. no. **81.237.876**
Dove blue, NCS S 4040-R70 B
Roller shutter made of plastic,
Pale grey

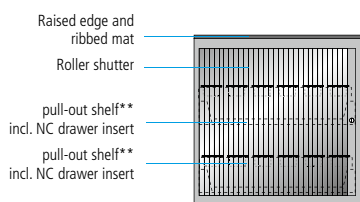


Art. no. **84.100.502**
Anthracite grey, RAL 7016
Light grey, RAL 7035
Roller shutter made of plastic,
Pale grey (excl. tools)

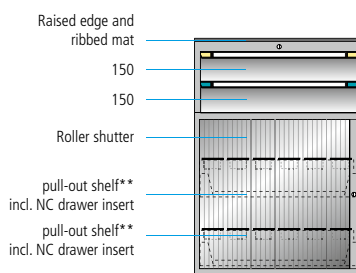


Width **805** × Depth **695** mm

40 inserts



40 inserts



Type*	Height mm	Art. no.
ISO/SK 30-40-50	817	81.237.+++
VDI 30-40-50-60	817	81.239.+++
HSK/A 50-63	817	81.241.+++

Type*	Height mm	Art. no.
ISO/SK 30-40-50	1217	84.100.+++
VDI 30-40-50-60	1217	84.102.+++
HSK/A 50-63	1217	84.104.+++

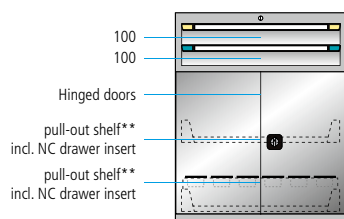
Note:
Cannot be fitted with a
pallet base.

* other NC inserts available on request,
see page 40.

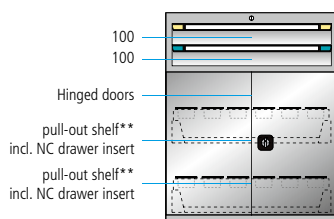
**Load capacity 200 kg.

Width **805** × Depth **724** × Height **1000** mm

24 inserts



48 inserts



Type*	Art. no.
ISO/SK 30-40-50	84.735.+++
VDI 30-40-50-60	84.738.+++
HSK/A 50-63	84.740.+++

Type*	Art. no.
ISO/SK 30-40-50	84.744.+++
VDI 30-40-50-60	84.747.+++
HSK/A 50-63	84.749.+++



Art. no. **84.735.501**
Dove blue, NCS S 4040-R70 B
Light blue, NCS S 1060-R80 B
(excl. tools)

NC storage cabinets



Art. no. **84.818.501**
Dove blue, NCS S 4040-R70 B
Light blue, NCS S 1060-R80 B



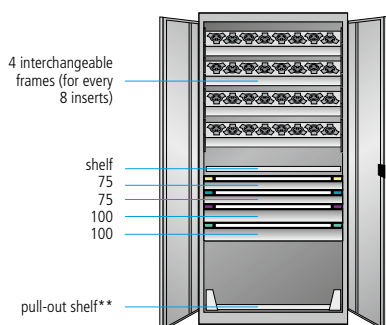
Art. no. **84.773.501**
Dove blue, NCS S 4040-R70 B
Light blue, NCS S 1060-R80 B
(excl. tools)



Art. no. **84.800.876**
Dove blue, NCS S 4040-R70 B
(excl. tools)

Width **1005** × Depth **720** × Height **1950** mm

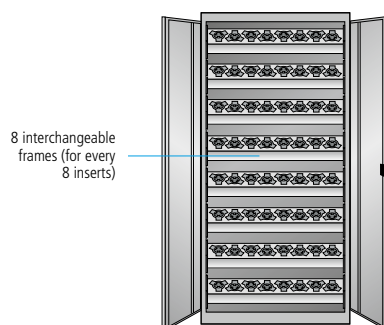
32 inserts



with
hinged doors

Type*	Art. no.
ISO/SK 30-40-50	84.764.+++
VDI 30-40-50-60	84.767.+++
HSK/A 50-63	84.769.+++

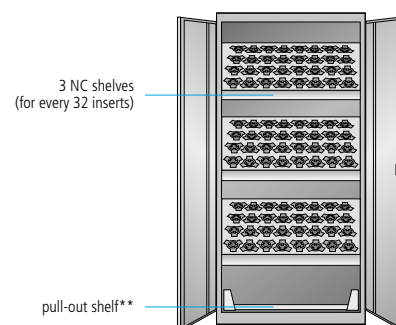
64 inserts



with
hinged doors

Type*	Art. no.
ISO/SK 30-40-50	84.791.+++
VDI 30-40-50-60	84.794.+++
HSK/A 50-63	84.796.+++

96 inserts



with
hinged doors

Type*	Art. no.
ISO/SK 30-40-50	84.818.+++
VDI 30-40-50-60	84.821.+++
HSK/A 50-63	84.823.+++

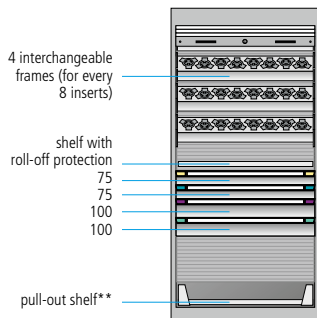
! Safety notice: When using drawers and pull-out shelves, a wall or shelf mounting fixture is required.

*other NC inserts available on request, see page 40.
**Load capacity 200 kg.



Width **1005** × Depth **690** × Height **1950** mm

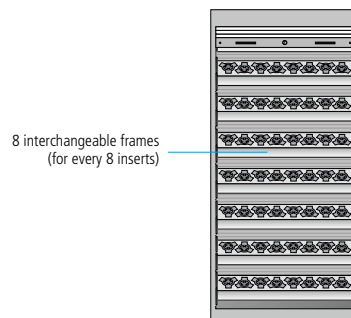
32 inserts



with
roller shutters

Type*	Art. no.
ISO/SK 30-40-50	84.773.+++
VDI 30-40-50-60	84.776.+++
HSK/A 50-63	84.778.+++

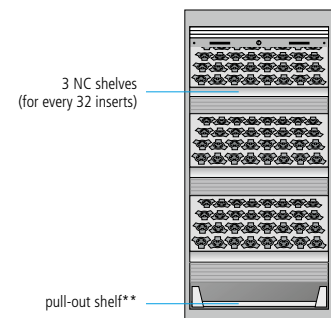
64 inserts



with
roller shutters

Type*	Art. no.
ISO/SK 30-40-50	84.800.+++
VDI 30-40-50-60	84.803.+++
HSK/A 50-63	84.805.+++

96 inserts



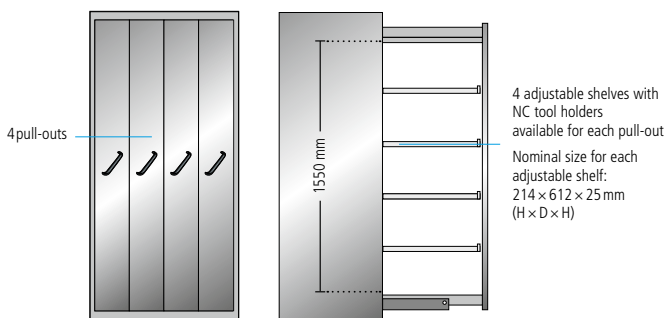
with
roller shutters

Type*	Art. no.
ISO/SK 30-40-50	84.827.+++
VDI 30-40-50-60	84.830.+++
HSK/A 50-63	84.832.+++

! Roller shutters only available in Pale grey.

*other NC inserts available on request, see page 40.
**Load capacity 200 kg.

Width **1000** × Depth **695** × Height **1950** mm



Vertical pull-out cabinet

Without adjustable shelves and NC tool holder	Art. no.
	82.982.+++

Adjustable shelves

For vertical pull-out cabinet including NC inserts for each shelf.	Number of inserts for each adjustable shelf	Art. no.
ISO/SK 30-40-50	6	82.969.000
VDI 30-40-50-60	6	82.971.000
HSK/A 50-63	6	82.973.000



Art. no. **82.982.501**
Dove blue, NCS S 4040-R70 BLiight blue,
NCS S 1060-R80 B
+ 16 adjustable shelf with NC inserts
ISO/SK 30-40-50 (Art. no. **82.969.000**)

Cabinet systems

- + Solid sheet hinged doors with rotary-type security lock (including 2 keys)
- + Load capacity from 500 to 1300 kg with an evenly distributed load
- + Drawer usable areas $900 \times 400 \text{ mm} = 0.36 \text{ m}^2$
- + Drawer load capacity from 75 kg



Hinged door cabinets	48	Electrified cabinets	59
Sliding door cabinets	51	Heavy-duty cabinets	66
Wall-mounted cabinets	54	Oil cabinets	68
Roller shutter cabinets	56	Vertical pull-out cabinets	70
Compartment cabinets	58	Container / large-capacity cabinets	72



Cabinet with hinged doors, stationary

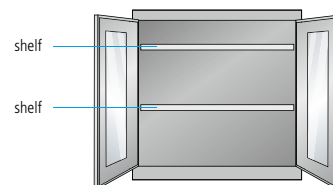
Load capacity up to 500 kg (with evenly distributed surface load)




Art. no. **85.857.502**
Anthracite grey, RAL 7016
Light grey, RAL 7035
(excl. plastic boxes)

Width **1000** × Height **1000** mm

2 hinged doors
2 shelves



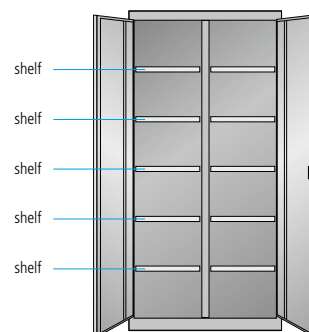
Depth mm	 kg	Number of drawers	Solid sheet Art. no.	Viewing windows Art. no.
500	100	-	85.742.+++	82.998.+++
580	100	-	82.996.+++	82.997.+++
580	100	1: 95 mm	85.857.+++	85.260.+++



Art. no. **53.076.501**
Dove blue, NCS S 4040-R70 B
Light blue, NCS S 1060-R80 B

Width **1000** × Height **1950** mm


2 hinged doors
1 centre partition
10 shelves



Depth mm	 kg	Number of drawers	Solid sheet Art. no.	Viewing windows Art. no.
500	60	-	53.075.+++	53.077.+++
580	60	-	53.076.+++	53.078.+++



The acrylic viewing window gives immediate visibility of the cabinet's contents.



Rotary handle security lock with two keys.
CODE or RFID Lock available on request.



The hinge bearing opens the doors by about 115 degrees and they can be flush with the cabinet housing.

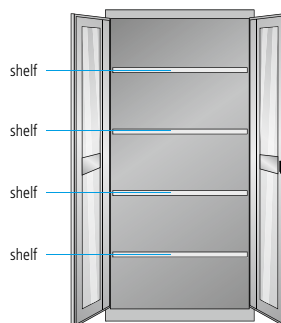



Perforated interior walls for systematic storage of tools and stored goods using perforated wall hooks and storage shelves.



Height **1950 mm**

2 hinged doors
1 centre partition
10 shelves



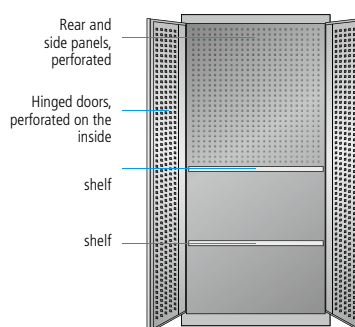
Width mm	Depth mm		Solid sheet Art. no.	Viewing windows Art. no.
750	500	100	85.370.+++	-
750	580	100	85.369.+++	-
1000	400	100	85.772.+++	85.778.+++
1000	500	100	85.773.+++	85.779.+++
1000	580	100	85.774.+++	85.780.+++
1250	500	100	85.776.+++	82.994.+++
1250	580	100	85.777.+++	82.993.+++




Art. no. **85.774.501**
Dove blue, NCS S 4040-R70 B
Light blue, NCS S 1060-R80 B

Height **1950 mm**

2 hinged doors
1 centre partition
10 shelves



Width mm	Depth mm		Solid sheet Art. no.	Viewing windows Art. no.
1000	500	100	82.987.+++	82.988.+++



Art. no. **82.988.502**
Anthracite grey, RAL 7016
Light grey, RAL 7035

Hinged door cabinets mobile

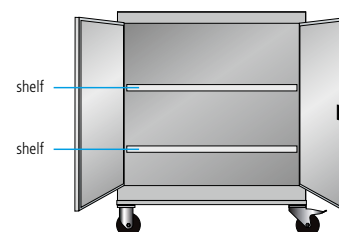
Load capacity up to 300 kg (with evenly distributed surface load)




Art. no. **85.312.501**
Dove blue-grey, NCS S 4040-R70 B
Pale blue, NCS S 1060-R80 B

Width **1005** × Depth **500** mm

2 hinged doors
2 shelves
4 polypropylene castors



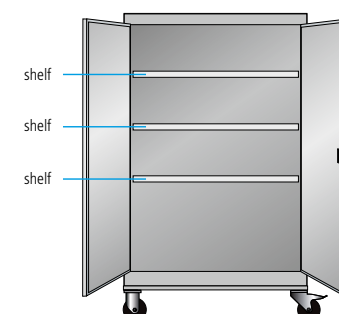
Height mm	 kg	Solid sheet Art. no.	Viewing windows Art. no.
1195	60	85.311.+++	85.312.+++





Art. no. **85.313.501**
Dove blue-grey, NCS S 4040-R70 B
Pale blue, NCS S 1060-R80 B

Width **1005** × Depth **500** mm

2 hinged doors
3 shelves
4 polypropylene castors



Height mm	 kg	Solid sheet Art. no.	Viewing windows Art. no.
1770	60	85.313.+++	-



As standard with rotary-type security lock, including two keys.



>> See accessories from page 52.

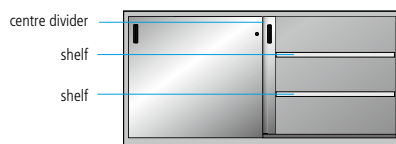


Sliding-door cabinets


Load capacity up to 950 kg (with evenly distributed surface load)

Height **1000 mm**

2 sliding doors
1 centre divider
2 shelves

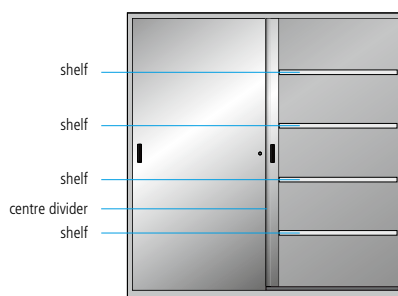


Art. no. **58.763.502**
Anthracite grey, RAL 7016
Light grey, RAL 7035


Width mm	Depth mm	Usable height mm	 kg	Solid sheet Art. no.	Viewing windows Art. no.
1500	500	870	60	58.762.+++	60.716.+++
1500	580	870	60	58.763.+++	60.717.+++
2000	500	870	60	58.764.+++	60.723.+++
2000	580	870	60	58.765.+++	60.725.+++

Height **1950 mm**

2 sliding doors
1 centre divider
8 shelves



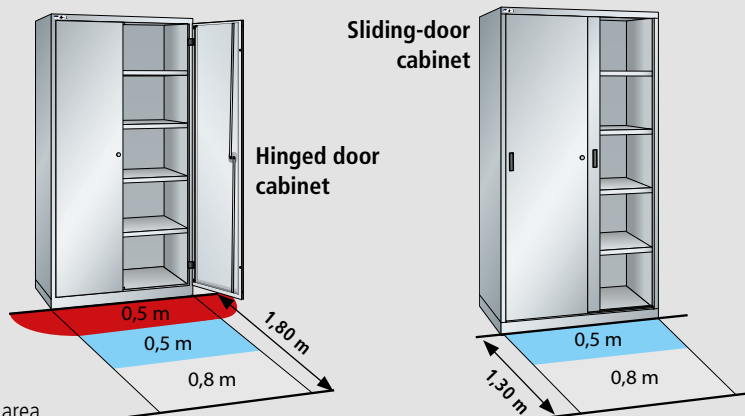
Art. no. **60.720.070**
Ruby red, RAL 3003

Width mm	Depth mm	Usable height mm	 kg	Solid sheet Art. no.	Viewing windows Art. no.
1500	500	1820	60	58.781.+++	60.719.+++
1500	580	1820	60	58.782.+++	60.720.+++
2000	500	1820	60	58.784.+++	60.727.+++
2000	580	1820	60	58.754.+++	60.728.+++



Advantages of a sliding door cabinet

- Optimum solution for confined spaces because no functional area is required.
- Smooth and quiet operation thanks to high-quality castors.
- Solid sheet doors with user-friendly lock-down cylinder lock.
- Individual fitting and adjustment options.
- Retrofitting with drawers and pull-out shelves possible for cabinet width 2,000 mm and depth 580 mm.



 Functional area

 User area

 Traffic area



Separate components for hinged door cabinets

Load capacity up to 500 kg (with evenly distributed surface load)

Housing without hinged doors

Height mm	cabinet width mm		500	1000	1250
	Depth mm	Usable height mm	Art. no.	Art. no.	Art. no.
1000	400	900	57.600.+++	-	-
1000	500	900	57.601.+++	57.613.+++	-
1000	580	900	57.602.+++	57.614.+++	-
1600	300	1500	-	57.685.+++	-
1600	400	1500	-	57.688.+++	-
1600	500	1500	-	85.744.+++	-
1950	300	1850	-	57.686.+++	-
1950	400	1850	-	57.618.+++	57.627.+++
1950	500	1850	-	57.619.+++	57.628.+++
1950	580	1850	-	57.620.+++	57.629.+++




Hinged doors without a lock

for height mm	for cabinet width mm		500	1000	1250
	Number of doors		Art. no.	Art. no.	Art. no.
Full sheet steel doors for KEY Lock					
1000	1		58.010.+++	-	-
1000	2		-	58.015.+++	58.019.+++
1600	2		-	58.017.+++	-
1950	2		-	58.018.+++	58.021.+++
Viewing window doors for KEY Lock					
1000	2		-	62.422.+++	-
1950	2		-	60.350.+++	60.351.+++
Full sheet steel doors for RFID Lock					
1000	2		62.003.+++	62.009.+++	-
1950	2		-	62.011.+++	62.016.+++
Viewing window doors for RFID Lock					
1000	2		-	62.137.+++	-
1950	2		-	62.012.+++	62.017.+++



Locking systems


	Art. no.
RONIS lock handle, separately lockable	85.717.000
RONIS lock handle, simultaneously lockable	85.718.000
RFID Lock	85.137.000



Drawers

Full extension with ball bearing, incl. guide rails. Load capacity 50 kg. Sheet steel version, painted in RAL 7016 Anthracite grey.

Cabinet depth mm	Front height mm	Usable width mm	for cabinet width mm		1000
			Usable depth mm	Usable height mm	Art. no.
580	95	867	459	72	58.113.000
	145	867	459	122	57.471.000



Drawers

Full extension with ball bearing, incl. guide rails. Load capacity 50 kg. Sheet steel version, painted in RAL 7016 Anthracite grey.

Cabinet depth mm	Front height mm	Usable width mm	for cabinet width mm		1000
			Usable depth mm	Usable height mm	Art. no.
580	53	867	459	43	58.115.000



Set of plastic boxes

Consisting of 10 plastic boxes, 150 × 150 × 71 mm and 13 plastic boxes, 150 × 75 × 71 mm as well as a spacer angle. The plastic boxes are made of polystyrene plastic. Colour: red.


for cabinet width mm		1000
for front height mm	Art. no.	
95	58.491.000	



Adjustable shelves

Galvanised.

galvanised.

for cabinet width mm			500	1000	1250
Depth mm	Height mm		Art. no.	Art. no.	Art. no.
plain					
300	25	60	-	85.781.000	-
400	30	100	-	53.211.000	53.214.000
500	30	100	-	53.212.000	53.215.000
580	30	100	-	53.213.000	53.216.000
slotted					
400	25	60	-	60.487.000	60.488.000
500	30	100	58.101.000*	60.407.000	60.408.000
580	30	100	58.102.000*	60.409.000	60.434.000



* Load capacity 60 kg

Dividers for adjustable shelves

Length mm	for cabinet depth mm		400	500	580
	Height mm	Art. no.	Art. no.	Art. no.	Art. no.
311	150	58.144.000	-	-	-
311	150	-	58.145.000	-	-
490	150	-	-	58.146.000	-



Substructures

Welded steel construction, without leveling, cabinets are screwed to the base, colour: Anthracite grey, RAL 7016.

	for cabinet width mm			1000	1250
	for cabinet depth mm	Depth mm	Height mm	Art. no.	Art. no.
Base	500	489	150	98.518.000	98.253.000
Base	580	578	150	98.216.000	97.835.000
Base cover	500/580	-	150	97.986.000	62.806.000



Wall-mounted cabinets

Load capacity up to 80 kg (with evenly distributed surface load)



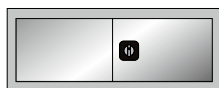
Art. no. **52.063.501**
Dove blue, NCS S 4040-R70 B
Pale blue, NCS S 1060-R80 B



Art. no. **52.066.501**
Dove blue, NCS S 4040-R70 B
Pale blue, NCS S 1060-R80 B

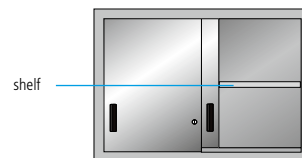
Width **1000** × Depth **350** mm

2 hinged doors made of solid sheet



Height mm	Clear height mm	kg	Art. no.
420	355	40	52.063.+++
800	715	40	52.065.+++

**2 sliding doors made of solid sheet
1 shelf**



Height mm	Clear height mm	kg	Art. no.
420	355	40	52.064.+++
800	715	40	52.066.+++



» See accessories, page 122.

! Safety instructions:

Different walls require different fastening material. Please clarify before ordering. Can be mounted on perforated rear panels, on concrete walls or similar is also possible, but we do not accept any liability for this.



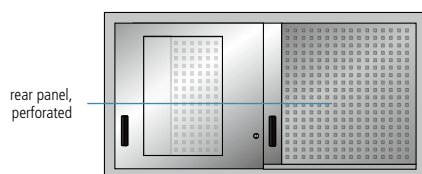


52.183.200
Anthracite grey, RAL 7016

The product is delivered with recessed grips in the handle.

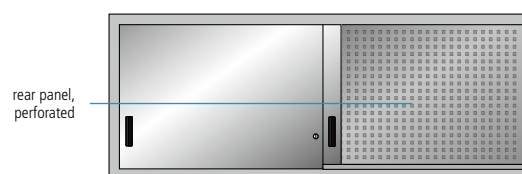
Depth **300** × Height **800** mm

2 sliding doors with viewing windows
1 rear panel, perforated



Width mm	Clear height mm	kg	Art. no.
1500	715	40	62.549.+++
2000	715	40	62.550.+++

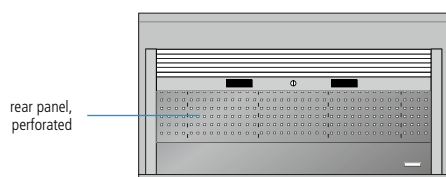
2 sliding doors made of solid sheet
1 rear panel, perforated



Width mm	Clear height mm	kg	Art. no.
1500	715	40	62.557.+++
2000	715	40	62.558.+++


Depth **250** × Height **800** mm

1 roller shutter, light grey (RAL 7035)
1 rear panel, perforated



Width mm	Clear height mm	kg	Art. no.
1500	715	20	52.183.+++

1 roller shutter, light grey (RAL 7035)
1 rear panel, perforated



Width mm	Clear height mm	kg	Art. no.
2000	715	20	52.184.+++

Roller shutter cabinets

Load capacity up to 500 kg (with evenly distributed surface load)



The roller shutters are fitted with 2 handles and a cylinder lock incl. 2 keys. The roller shutter runs along the rear panel enabling the entire space of the cabinet to be used.

Optional: Additional rear panel in the interior for covering up the roller shutter on the reverse side.

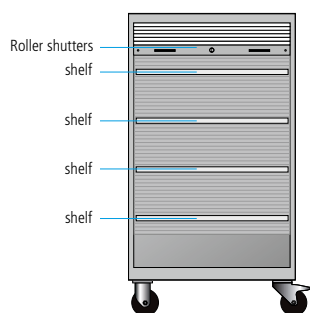
» See individual parts page 52.



Art. no. **53.418.501**
Dove blue, NCS S 4040-R70 B
Light blue, NCS S 1060-R80 B

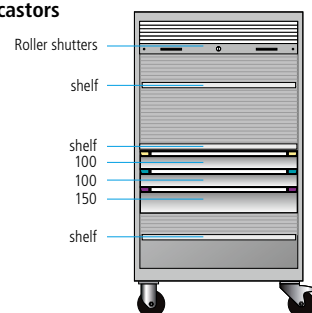
Height **1813 mm**

1 roller shutter
4 adjustable shelves
4 polypropylene castors




Width mm	Depth mm	kg	Art. no. *
1005	691	75	53.416.+++
1205	691	75	53.417.+++

1 roller shutter
3 adjustable shelves
3 drawers
4 polypropylene castors



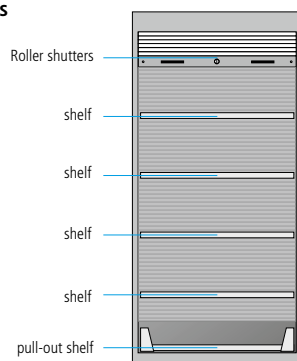
Width mm	Depth mm	kg	Art. no.
1005	691	75	53.418.+++
1205	691	75	53.419.+++



Art. no. **53.085.876**
Dove blue, NCS S 4040-R70 B

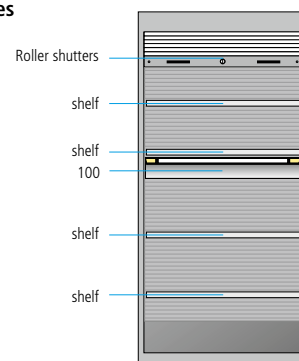
Height **1950 mm**

1 roller shutter
4 adjustable shelves
1 pull-out shelf



Width mm	Depth mm	kg	Art. no. *
1000	580	75	52.945.+++

1 roller shutter
4 adjustable shelves
1 drawer



Width mm	Depth mm	kg	Art. no.
1000	580	75	52.947.+++

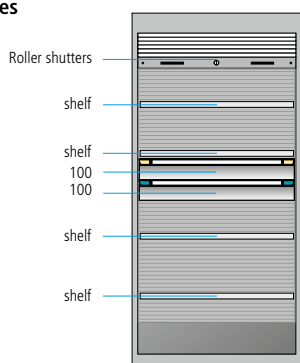
Load capacity up to 1300 kg (with evenly distributed surface load)



All the available space right up to the last square centimetre is used with the extendible drawer and all the contents of the drawer are completely visible and can be easily accessed at all times.

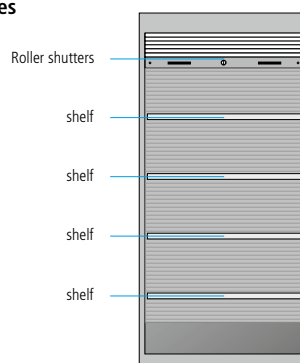
Height 1950 mm

1 roller shutter
4 adjustable shelves
2 drawers



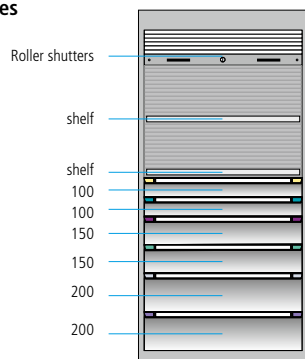
Width mm	Depth mm	kg	Art. no.
1005	690	75	84.445.+++
1205	690	75	84.446.+++

1 roller shutter
4 adjustable shelves



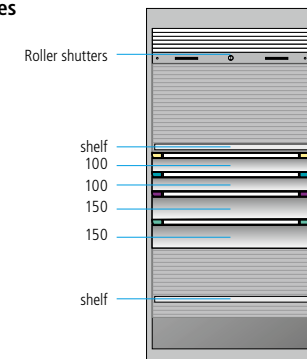
Width mm	Depth mm	kg	Art. no.*
1005	690	75	84.447.+++
1205	690	75	84.448.+++

1 roller shutter
2 adjustable shelves
6 drawers



Width mm	Depth mm	kg	Art. no.
1005	690	75	84.449.+++
1205	690	75	84.450.+++

1 roller shutter
2 adjustable shelves
4 drawers

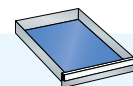


Width mm	Depth mm	kg	Art. no.
1005	690	75	84.451.+++
1205	690	75	84.452.+++



Art. no. **84.445.502**
Anthracite grey, RAL 7016
Light grey, RAL 7035

Usable area per drawer



Width in mm:
1005 = 0,36 m² 1205 = 0,44 m²

Usable area per shelf

Width in mm:
1005 = 0,53 m² 1205 = 0,64 m²

! Safety notice:

When using drawers and pull-out shelves, a wall or shelf mounting fixture is required.

i The roller shutter is only available in Pale grey (similar to RAL 7035).

Compartment cabinets

Load capacity per compartment 25 kg



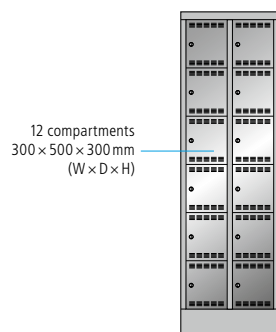
Art. no. **53.192.501**
Dove blue, NCS S 4040-R70 B
Light blue, NCS S 1060-R80 B



Art. no. **53.196.502**
Anthracite grey, RAL 7016
Light grey, RAL 7035

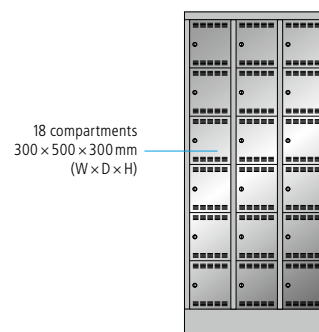
Depth **500 mm**

12 hinged doors with air vents
2×6 compartments



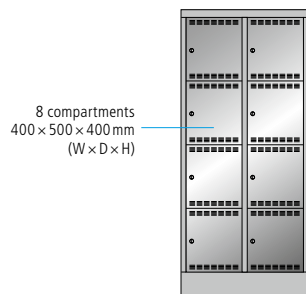
Width mm	Height mm	Art. no.
610	1995	53.192.+++

18 hinged doors with air vents
3×6 compartments



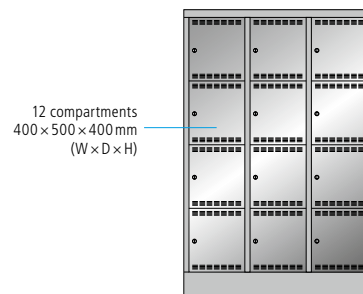
Width mm	Height mm	Art. no.
905	1995	53.194.+++

8 hinged doors with air vents
2×4 compartments




Width mm	Height mm	Art. no.
810	1790	53.196.+++

12 hinged doors with air vents
3×4 compartments



Width mm	Height mm	Art. no.
1205	1790	53.198.+++

i Optionally available




Hinged doors with viewing windows and mail slot




Versatile locking systems

Cylinder, number combination and coin deposit locks and locking systems for padlocks and locking systems.



Master key
for opening all compartments.
Art. no. **11.051.000**



Paper labels
white inkl. transparent cover
for labelling doors.
Art. no. **11.107.000**



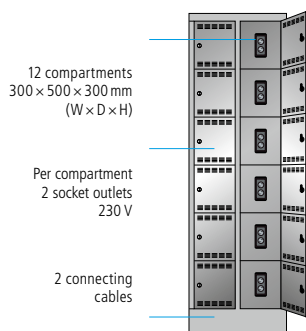
Compartment cabinets

Load capacity per compartment 25 kg



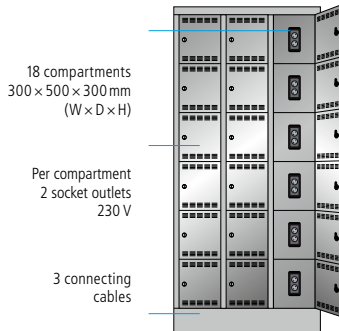
Depth 500 mm

12 hinged doors with air vents 2x6 compartments



Width mm	Height mm	Plug type	Art. no.
610	1995	CH	53.066.+++
		DE / AT / NL	82.248.+++
		FR / BE	53.070.+++
		GB / IR	53.158.+++

18 hinged doors with air vents 3x6 compartment

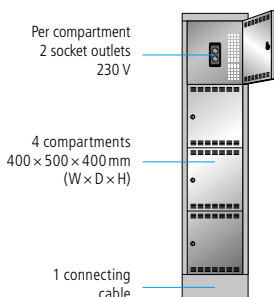


Width mm	Height mm	Plug type	Art. no.
905	1995	CH	53.067.+++
		DE / AT / NL	82.249.+++
		FR / BE	53.071.+++
		GB / IR	53.159.+++



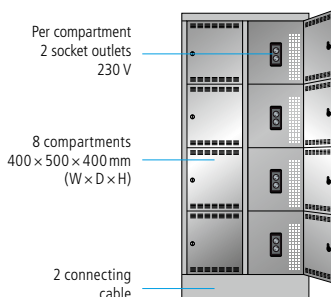
Art. no. **on request**
Anthracite grey, RAL 7016
Dove blue, NCS 4040-R70B
with mail slot

4 hinged doors with air vents 1x4 compartments



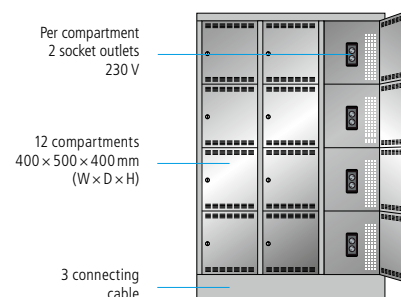
Width mm	Height mm	Plug type	Art. no.
415	1790	CH	85.274.+++
		DE / AT / NL	85.273.+++
		FR / BE	85.275.+++
		GB / IR	85.276.+++

8 hinged doors with air vents 2x4 compartments



Width mm	Height mm	Plug type	Art. no.
810	1790	CH	53.068.+++
		DE / AT / NL	82.250.+++
		FR / BE	53.072.+++
		GB / IR	53.160.+++

12 hinged doors with air vents 3x4 compartments



Width mm	Height mm	Plug type	Art. no.
1205	1790	CH	53.069.+++
		DE / AT / NL	82.481.+++
		FR / BE	53.073.+++
		GB / IR	53.161.+++

Versatile applications:



E-laptop cabinet

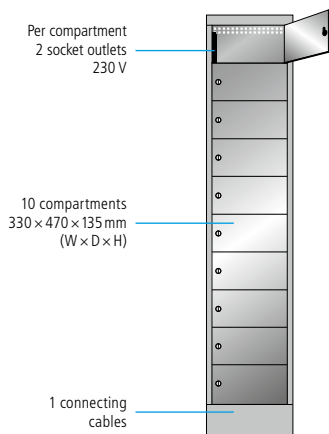
for notebooks, tablets, smartphones and anything battery-powered that fits



- **Sophisticated ventilation**
Optimal air circulation via rear air vents.
- **On-site power supply**
Operating voltage of electrical installation 230 V 50 Hz. Do not exceed max. power of 3000 W (CH: 2000 W).
- **Complies with the following directives**
Low Voltage Directive 2014/35/EU, EMC Directive 2014/30/EU, RoHS Directive 2011/65/EU (CE conformity), CH: SN SEV 1011.2009/A1:2012.
- **Delivery**
Already wired and ready to go in line with the "plug+play" principle.

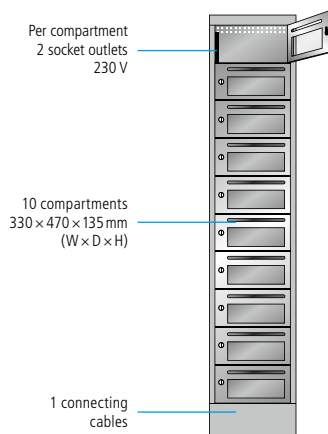
Width **415** × depth **500** × height **1790** mm

10 full sheet doors with cylinder lock



Plug type		Art. no.
CH	25	85.285.+++
DE / AT / NL	25	85.284.+++
FR / BE	25	85.286.+++
GB / IR	25	85.287.+++

10 viewing panel doors with cylinder lock and letter slot



Plug type		Art. no.
CH	25	85.316.+++
DE / AT / NL	25	98.588.+++
FR / BE	25	85.315.+++
GB / IR	25	85.317.+++



Art. no. **85.284.501**
Dove blue (NCS S 4040-R70 B)
Light blue (NCS S 1060-R80 B)



Floor anchoring

Made of galvanised steel, recommended for public areas and schools.


Art. no. **90.177.000**



USB adapter for sockets

1 × USB-C-, 3 × USB-A connection
Overcharge, deep discharge, overload and short-circuit protection

Art. no. **61.257.000**



Master key

For opening all compartments.

Art. no. **11.051.000**



Storage shelf to slide in

325 × 381 × 50 mm (W × D × H),
Pale grey

Art. no. **98.662.020**



Cabinet for e-scooters

only suitable for foldable e-scooters



- **Practical interior fittings**
With hat rack, towel holder and clothes rail with three sliding coat hooks for each compartment.
- **Protection against corrosion and dirt**
With base that is galvanised in addition to being powder-coated.
- **Cabinet housing**
Sturdy, high-quality welded steel construction for a secure locking option.
- **Secure locking option**
Thanks to sturdy, high-quality welded steel construction and KEY Lock locking system separately lockable or closing device for padlock (other locking systems on request).
- **Delivery**
Already wired and ready to go according to the "plug+play" principle.

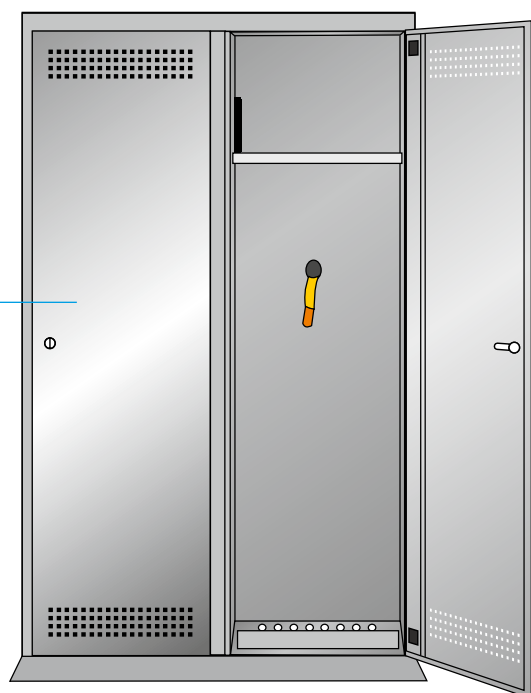


Width **1000** × depth **500** × height **1700** mm

2 compartments (width 500 mm) with:
1 solid sheet door with cylinder lock
1 hat shelf
1 clothes rack with 3 hooks
1 velcro fastener holder in the rear panel
1 ramp

per compartment
2 socket outlets
230 V

Plug type	Number of socket-outlets	kg	Art. no.
CH	2 × 230 V	25	98.569.+++
DE / AT / NL	2 × 230 V	25	85.327.+++
FR / BE	2 × 230 V	25	85.328.+++
GB / IR	2 × 230 V	25	85.329.+++



! **Note:**
 Only suitable for foldable e-scooters.
 Width: max. 420 mm. Depth max. 450 mm.



Electronic clothes lockers

Maximum functionality and integration of socket-outlets



Figure: Front closed



Figure: rear side with connecting cable



■ Cabinet housing

Sturdy, high-quality welded steel construction.

■ Maximum stability

With a housing load capacity of up to 500 kg.

■ Secure locking option

With KEY Lock locking system, separately lockable or locking mechanism for padlock (other locking systems on request).

■ Optimal hygiene

Thanks to plain compartment shelves without raised edge for thorough cleaning of compartments.

■ Practical interior fittings

With hat shelf, towel holder and clothes rack with three sliding coat hooks for each compartment.

■ Power supply per compartment

Country-specific power supply with two 230 V socket-outlets.

■ Protection against corrosion and dirt

Ensured by galvanised and additionally powder-coated base.

■ Sophisticated ventilation

With air vents in housing cover and base.

■ Supplied ready to use

The cabinet is supplied wired and ready to use according to the „Plug and Go“ principle.



Hat shelf

With built-in socket-outlet.



Wide range of accessories

On request, you may also order benches, shoe racks, name and number plates, towel holders and more.



Versatile locking systems

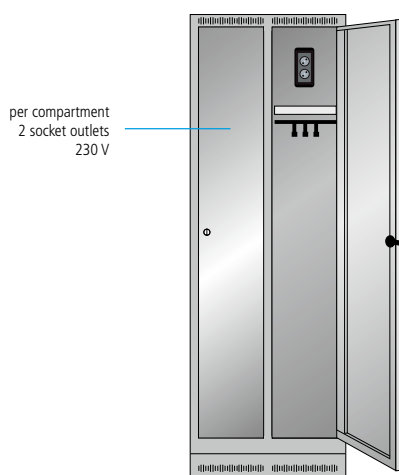
Cylinder locks, number combination locks, coin deposit locks, locking systems for padlocks and locking systems are available.

Note:
Complies with the requirements of the following Low Voltage Directives 2014/35/EU, EMC Directive 2014/30/EU, RoHS Directive 2011/65/EU, CH: SN SEV 1011:2009 A1:2013.



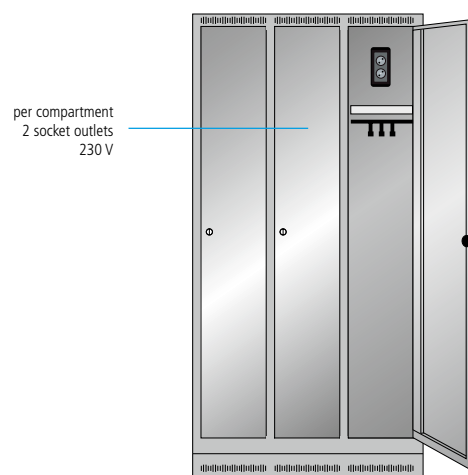
Depth **500** × Height **1800** mm

2 compartments (width 300 mm) with:
1 solid sheet door with cylinder lock
1 hat shelf
1 clothes rack with 3 hooks



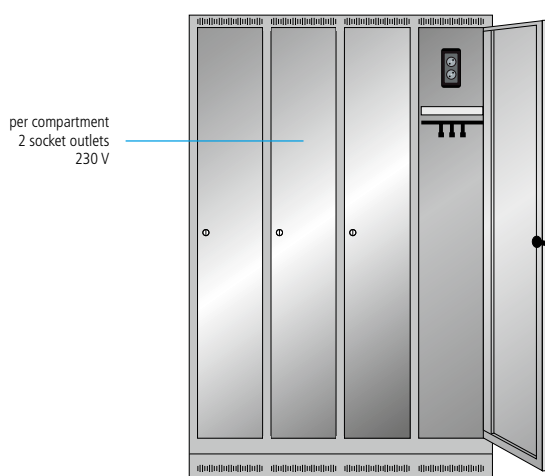
Width mm	Power supply type	kg	Art. no.
600	CH	25	98.547.+++
	DE / AT / NL	25	98.548.+++
	FR / BE	25	on request
	GB / IR	25	on request

3 compartments (width 300 mm) with:
1 solid sheet door with cylinder lock
1 hat shelf
1 clothes rack with 3 hooks



Width mm	Power supply type	kg	Art. no.
900	CH	25	98.469.+++
	DE / AT / NL	25	98.470.+++
	FR / BE	25	98.471.+++
	GB / IR	25	98.472.+++

4 compartments (width 300 mm) with:
1 solid sheet door with cylinder lock
1 hat shelf
1 clothes rack with 3 hooks



Width mm	Power supply type	kg	Art. no.
1200	CH	25	on request
	DE / AT / NL	25	
	FR / BE	25	
	GB / IR	25	

Art. no. **98.470.514**
 Light grey, RAL 7035
 Light blue, RAL 5012



Powered hinged door cabinets

Multifunctional storage options for your personal storage needs



Art no. **85.217.501**
Dove blue (NCS S 4040-R70 B)
Pale blue (NCS S 1060-R80 B)



- **Flexible configuration options**
With height-adjustable shelves (load capacity 60 kg) or drawers (load capacity 50 kg).
- **Secure locking option**
With a rotary handle security lock incl. two keys.
- **Hinged doors with hinge bearing assembly**
Locks are flush with the cabinet housing. Either made of full sheet steel or equipped with viewing windows.
- **Sophisticated ventilation**
Optimal air circulation via rear air vents.
- **High-quality welded steel construction**
Maximum stability guaranteed with a housing load capacity of up to 500 kg.
- **Superb protective properties**
Offering protection from dirt, liquids and physical loads thanks to closed housing with impact-resistant and abrasion-resistant surface.
- **Power supply**
Optionally with socket strips (1 ×, 2 × or 4 × 5) on the rear panel as a power conduit or mounted to the side panel.
- **On-site power supply**
Operating voltage of electrical installation 230 V 50 Hz. Do not exceed max. power of 3000 W (CH: 2000 W). Connect cabinets with more than one connecting cable to separate supply cables.
- **Complies with the following directives**
Low Voltage Directive 2014/35/EU, EMC Directive 2014/30/EU, RoHS Directive 2011/65/EU, CH: SN SEV 1011.2009/A1:2012.



The acrylic glass viewing window provides a clear view of the cabinet contents.



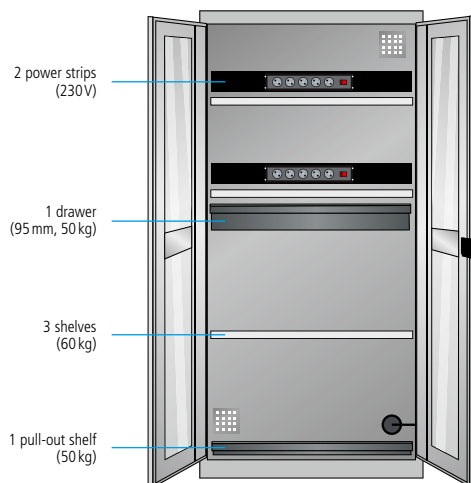
Rotary handle security lock with two keys.

CODE lock is available on request.



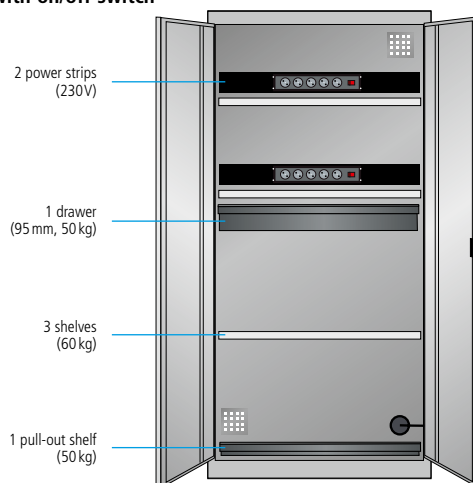
Width 1000 × Height 1950 mm

- 2 hinged doors with viewing window with rotary-type security lock
- 3 shelves, galvanised
- 1 drawer, anthracite grey
- 1 pull-out shelf, anthracite grey
- 2 power strips with on/off switch



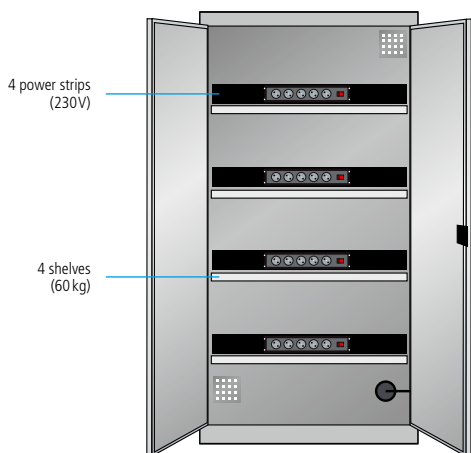
Depth mm	Power supply	Socket outlets	Art. no.
580	CH	2 × 4 compartment	85.219.+++
	DE / AT / NL	2 × 5 compartment	85.217.+++
	FR / BE	2 × 5 compartment	85.218.+++
	GB / IR	2 × 5 compartment	85.244.+++

- 2 hinged doors made of solid sheet steel with rotary-type security lock
- 3 shelves, galvanised
- 1 drawer, anthracite grey
- 1 pull-out shelf, anthracite grey
- 4 power strips with on/off switch



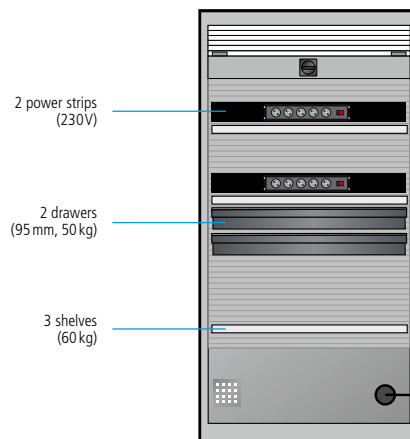
Depth mm	Power supply	Socket outlets	Art. no.
580	CH	2 × 4 compartment	85.216.+++
	DE / AT / NL	2 × 5 compartment	85.214.+++
	FR / BE	2 × 5 compartment	85.215.+++
	GB / IR	2 × 5 compartment	85.243.+++

- 2 hinged doors made of solid sheet steel with rotary-type security lock
- 4 shelves, galvanised
- 4 power strips with on/off switch



Depth mm	Power supply	Socket outlets	Art. no.
400	CH	4 × 4 compartment	85.302.+++
	DE / AT / NL	4 × 5 compartment	85.301.+++
	FR / BE	4 × 5 compartment	85.303.+++
	GB / IR	4 × 5 compartment	85.304.+++

- 1 roller shutter in pale grey (similar to RAL 7035)
- 3 shelves, galvanised
- 2 drawers, anthracite grey
- 2 power strips with on/off switch



Depth mm	Power supply	Socket outlets	Art. no.
580	CH	2 × 4 compartment	85.321.+++
	DE / AT / NL	2 × 5 compartment	85.319.+++
	FR / BE	2 × 5 compartment	85.320.+++
	GB / IR	2 × 5 compartment	85.339.+++

Heavy-duty cabinets

Load capacity up to **1300 kg** (with evenly distributed surface load)



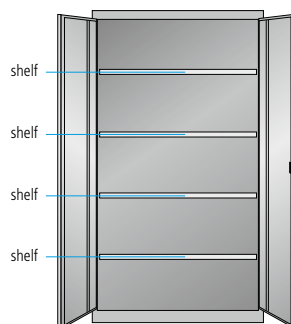
Art. no. **82.928.501**
Dove blue, NCS S 4040-R70 B
Light blue, NCS S 1060-R80 B



Art. no. **82.862.501**
Dove blue, NCS S 4040-R70 B
Light blue, NCS S 1060-R80 B

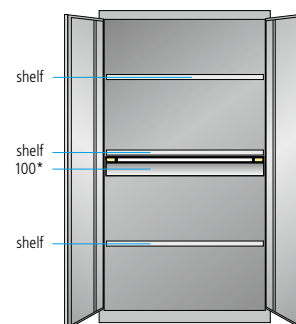
Width **1100** × depth **620** mm


2 solid sheet hinged doors



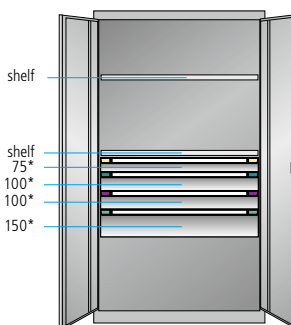
Width mm		Art. no.
1950	100	82.889.+++

2 solid sheet hinged doors



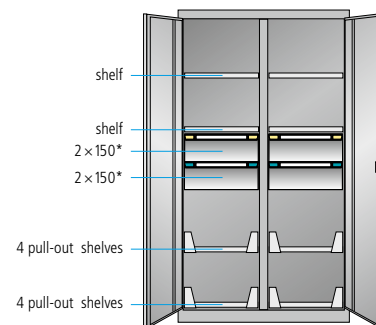
Width mm		Art. no.
1950	100	82.855.+++

2 solid sheet hinged doors



Width mm		Art. no.
1950	100	82.928.+++

2 solid sheet hinged doors
1 centre partition




Width mm		Art. no.
1950	100	82.862.+++



Safety notice

When using drawers and pull-out shelves, a wall or shelf mounting fixture is required.



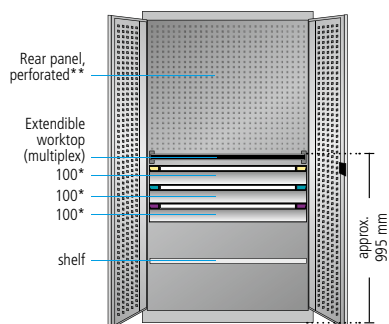
The rear panel with square holes of 10 x 10 mm and 38 mm divisions and vertical slots for mounting accessories.

*Drawer load capacity: 200 kg.



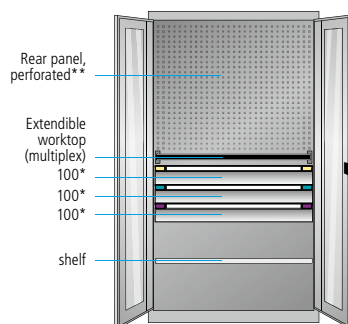
Width **1100** × depth **620** mm

2 solid sheet hinged doors with perforated inner panels



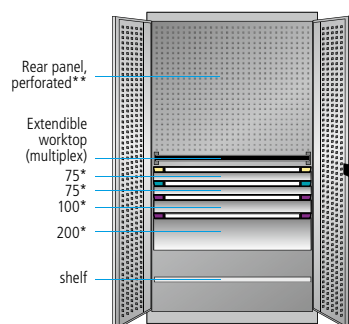
Width mm	kg	Art. no.
1950	100	82.985.+++

2 viewing window hinged doors with perforated inner panels



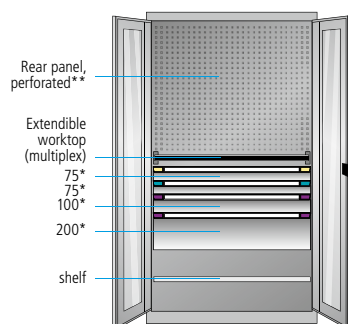
Width mm	kg	Art. no.
1950	100	82.986.+++

2 solid sheet hinged doors with perforated inner panels



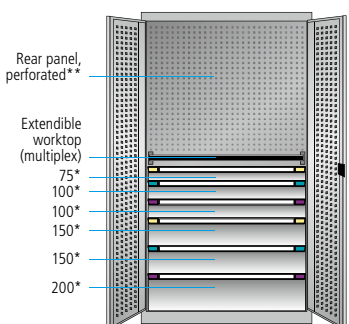
Width mm	kg	Art. no.
1950	100	82.965.+++

2 viewing window hinged doors with perforated inner panels



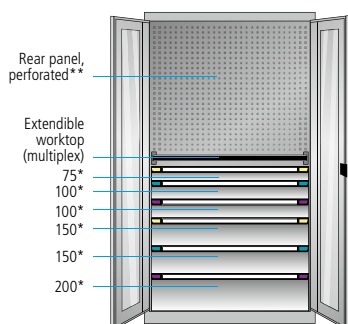
Width mm	kg	Art. no.
1950	100	82.968.+++

2 solid sheet hinged doors with perforated inner panels



Width mm	kg	Art. no.
1950	100	82.963.+++

2 viewing window hinged doors with perforated inner panels



Width mm	kg	Art. no.
1950	100	82.966.+++



Art. no. **82.986.501**

Dove blue, NCS S 4040-R70 B
Light blue, NCS S 1060-R80 B
(excl. tools etc.)



Art. no. **82.963.502**

Anthracite grey, RAL 7016
Light grey, RAL 7035

* Shelves, drawers and pull-out shelves (optional) can only be placed below the perforated walls.

Oil cabinets

Width **1250** × depth **500** × height **1950** mm



Oil cabinet

With 3 galvanised adjustable shelves, 100 kg load capacity, without canister.

Width mm	Depth mm	Height mm	Load capacity kg	Art no.
1250	500	1950	500	85.383.+++



Drip tray

Galvanised, in accordance with StawaR (German steel vat regulations) incl. test certificate. To be used when storing combustible liquids.

1230	460	95	-	61.292.000
------	-----	----	---	-------------------



Adjustable shelf

Galvanised.

1230	430	50	100	61.293.000
------	-----	----	-----	-------------------





Art. no. **65.687.501**
Dove blue, NCS S 4040-R70 B
Light blue, NCS S 1060-R80 B

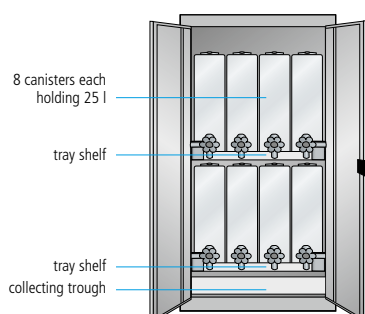


Art. no. **65.688.502**
Anthracite grey, RAL 7016
Light grey, RAL 7035



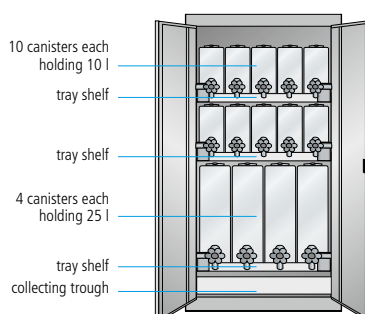
Width **715** × depth **750** × height **1450** mm

2 tray shelves



Specification	kg	Art. no.
8 canisters	200	65.687.+++

3 tray shelves



Specification	kg	Art. no.
14 canisters	200	65.688.+++

The tray shelves can be fitted and adjusted individually. The tray shelf has a handle on the left and right and a central stop bar. It is only 451 mm deep and there is therefore still space at the front for the canister tap. The base pan of the oil cabinet is welded tightly in accordance with the Water Resources Act § 19/StawaR (with test certificate, capacity of 40 litres).

! Please adhere to the legal provisions and regulations!
The canisters must only be filled with liquids free of acids and lyes, oils and greases with a flash point of over 55 degrees Celsius. The maximum ambient temperature is 40 degrees Celsius. Please give us a call regarding specific applications and for further information.

Accessories

for cabinet width mm 715				
Height mm	Width mm	Depth mm	Capacity in liter	Art. no.
Lower tank with grid				
Grid: galvanised. Tank: Anthracite grey, RAL 7016.				
300/80	720	750/400	40	14.995.000
Canisters with outlet tap				
Fitted with screw cap. Filter in the filler neck. Outlet tap, bright chrome finish with seal.				
Specification: HDPE plastic, transparent.				
270	120	440	10	14.990.000
490	150	440	25	14.991.000



! Note:
Canisters not suitable for storage of flammable materials.

Vertical pull-out cabinets

Load capacity up to 1000 kg (with evenly distributed surface load)



Art. no. **85.730.502**
Doors Metallic grey, NCS S 6502-B
(excluding tools)

Art. no. **85.716.511**
Housing: Light grey, RAL 7035
Pull-outs: Light grey, RAL 7035
Fronts: Light blue, NCS S 1060-R80 B



Width **1000** × depth **600** × height **1950** mm

With perforated walls and 2 hinged doors

Perforated walls can be used on sides.




Perforated
walls



200

Art. no.

85.730.+++




Perforated
walls



200

Art. no.

85.716.+++



Pull-outs with perforated walls,
usable dimensions for each
side of the perforated wall
560 × 1700 mm (D × H)



Note:


Variants with 2 and 5 pull-
outs are not possible.

**Usable area per
perforated panel**

= 0,79 m²



*Distances between perforated walls: mm.



The perforated walls with square holes, 10 x 10 mm and 38 mm divisions as well as vertical slots can be used for well-arranged storage of tools and small parts on both sides.



The design with adjustable shelves provides space-saving storage for open-ended containers, tools and documents.



Tool holder available on request. Can only be used in cabinets with 3 pull-outs.





Art. no. **85.715.502**
Housing: Anthracite grey, RAL 7016
Pull-outs: Light grey, RAL 7035
Fronts: Light grey, RAL 7035

Art. no. **85.713.501**
Housing: Dove blue, NCS S 4040-R70 B
Pull-outs: Light grey, RAL 7035
Fronts: Light blue, NCS S 1060-R80 B
(excl. open-ended containers)



Width **1000** × depth **695** × height **1950** mm

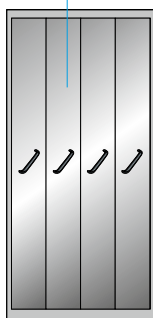
With perforated walls and front covers
Perforated walls can be used on sides.

With adjustable shelves and front covers
Adjustable shelves adjustable in height.

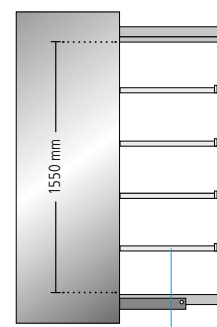
3 pull-outs W 307 mm



4 pull-outs W 230 mm



3 pull-outs W 307 mm




Four adjustable shelves
for every pull-out
Usable dimensions for
each adjustable shelf:
290/210 × 560 mm (W × D)

Pull-outs **3** **200** Art. no. **85.714.+++**

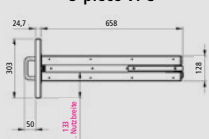
Pull-outs **4** **200** Art. no. **85.715.+++**

Pull-outs **3** **200** Art. no. **85.712.+++**

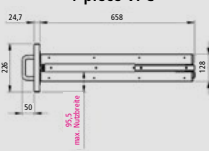
Perforated panel




3-piece VPC



4-piece VPC



Pull-out frame
with perforated panel



Usable dimensions:

3 pull-outs
Width: 290 mm
Depth: 584 mm

4 pull-outs
Width: 210 mm
Depth: 584 mm

» For suitable perforated wall hooks and open-ended containers, see page 122 onwards.

Container / large-capacity cabinets

The open-ended containers available in different sizes, colours and types offer transparency and utilise the cabinet volume in the best possible way.

The containers are resistant to most oils, acids and alkalis, reduce noise when used on conveyors and when used properly are resistant to temperatures of -20°C to +100°C. Specification: polypropylene.



Width **1100** × depth **620** × height **1950** mm

2 hinged doors with KEY Lock
21 storage containers
6 adjustable shelves



Container
Number × Size

Red: 21 × 6

Art. no.

85.835.+++

2 hinged doors with KEY Lock
158 storage containers
10 adjustable shelves



Container
Number × Size

Yellow: 40 × 2 / 14 × 4 / 20 × 5Z, Red: 70 × 3, Green: 14 × 4

Art. no.

85.875.+++





2 hinged doors with KEY Lock
60 storage containers
9 adjustable shelves
2 drawers, 150 mm

2 hinged doors with KEY Lock
146 storage containers
9 adjustable shelves
3 drawers, 100 mm



Container
Number × Size

Art. no.

Red: 30 × 3, Yellow: 30 × 5Z

85.255.+++

Container
Number × Size

Art. no.

Yellow: 40 × 2 / 15 × KZ3, Red: 70 × 3, Blue: 21 × 4

85.748.+++

Workbenches & workstations

- + Load capacity of 360 to 1500 kg with an evenly distributed load
- + Workbench leg assemblies made of square tubing 50 × 50 mm
- + Workbench frame made from steel profile 40 × 40 mm
- + Height adjustment and mounting bracket for floor screw connection can be retrofitted
- + Choice of multiplex, beech, nitrile tops or other high-quality tops
- + Full drawer extension
- + Drawer usable areas 500 × 600 mm = 0.30 m²
- + Drawer load capacity 75 kg



Stationary/mobile workbenches	76
Compact workbenches	90
XXL workbenches, stationary/mobile	93
Hexagonal workbenches	94
Universal superstructures	96
Assembly trolley	108
Mobile workstations	109
Computer cabinets	110
Packing tables	112




Workbenches stationary

Width **1500/2000** × Depth **700** mm



Art. no. **84.874.502**
Anthracite grey, RAL 7016
Light grey, RAL 7035



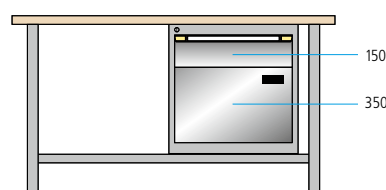
Width mm	Hight mm	Description	Worktop thickness mm	Art. no.**
1500	840	Multiplex	40	86.413.+++
1500	850	Beech	50	81.722.+++
1500	842	Steel*	42	84.460.+++
2000	840	Multiplex	40	84.877.+++
2000	850	Beech	50	86.531.+++
2000	842	Steel*	42	84.461.+++

** can only be obtained in one colour

1 drawer 1 door



Art. no. **84.502.501**
Dove blue, NCS S 4040-R70 B
Light blue, NCS S 1060-R80 B
(excl. partition material)

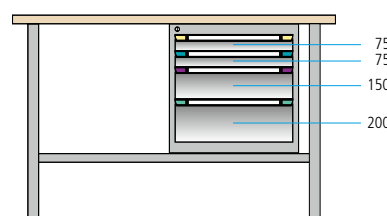


Width mm	Hight mm	Description	Worktop thickness mm	Art. no.
1500	840	Multiplex	40	84.482.+++
1500	850	Beech	50	84.486.+++
1500	842	Steel*	42	84.490.+++
2000	840	Multiplex	40	84.483.+++
2000	850	Beech	50	84.487.+++
2000	842	Steel*	42	84.491.+++

4 drawers



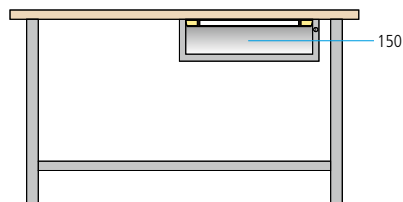
Art. no. **86.455.501**
Dove blue, NCS S 4040-R70 B
Light blue, NCS S 1060-R80 B



Width mm	Hight mm	Description	Worktop thickness mm	Art. no.
1500	840	Multiplex	40	86.455.+++
1500	850	Beech	50	84.496.+++
1500	842	Steel*	42	84.500.+++
2000	840	Multiplex	40	86.547.+++
2000	850	Beech	50	84.497.+++
2000	842	Steel*	42	84.501.+++

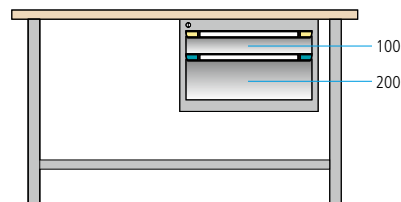


1 drawer




Width mm	Hight mm	Description	Worktop thickness mm	Art.no.
1500	840	Multiplex	40	84.874.+++
1500	850	Beech	50	84.476.+++
1500	842	Steel*	42	84.480.+++
2000	840	Multiplex	40	84.473.+++
2000	850	Beech	50	84.477.+++
2000	842	Steel*	42	84.481.+++

2 drawers



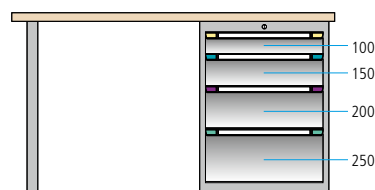
Width mm	Hight mm	Description	Worktop thickness mm	Art.no.
1500	840	Multiplex	40	84.492.+++
1500	850	Beech	50	81.838.+++
1500	842	Steel*	42	81.836.+++
2000	840	Multiplex	40	84.493.+++
2000	850	Beech	50	81.835.+++
2000	842	Steel*	42	65.684.+++

7 drawers



Width mm	Hight mm	Description	Worktop thickness mm	Art.no.
1500	840	Multiplex	40	84.542.+++
1500	850	Beech	50	84.891.+++
1500	842	Steel*	42	84.550.+++
2000	840	Multiplex	40	84.543.+++
2000	850	Beech	50	84.547.+++
2000	842	Steel*	42	84.551.+++

4 drawers



Width mm	Hight mm	Description	Worktop thickness mm	Art.no.
1500	840	Multiplex	40	84.502.+++
1500	850	Beech	50	84.506.+++
1500	842	Steel*	42	84.510.+++
2000	840	Multiplex	40	84.503.+++
2000	850	Beech	50	84.507.+++
2000	842	Steel*	42	84.511.+++

QUICK TIP

Mobile drawer cabinets that fit under the workbench, see p. 28.



» Ergo Universal workbenches with working heights from 940 mm, see pages 80 – 81.

» For details on the workbench tops, see pages 86 – 87.



Art. no. **84.543.502**
Anthracite grey, RAL 7016
Light grey, RAL 7035

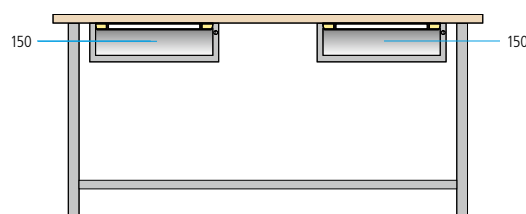
Workbenches stationary

Width **2000/2500** × Depth **700** mm



Art. no. **84.532.502**
Anthracite grey, RAL 7016
Light grey, RAL 7035

2 drawers

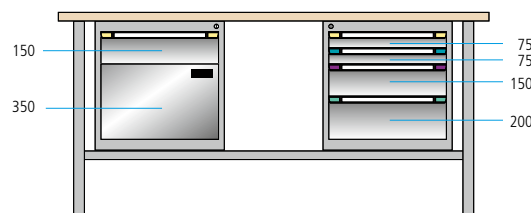


Width mm	Height mm	Description	Worktop thickness mm	Art. no.
2000	840	Multiplex	40	84.512.+++
2000	850	Beech	50	84.516.+++
2000	842	Steel*	42	84.520.+++
2500	840	Multiplex	40	84.513.+++
2500	850	Beech	50	84.517.+++
2500	842	Steel*	42	84.521.+++



Art. no. **84.552.501**
Dove blue, NCS S 4040-R70 B
Light blue, NCS S 1060-R80 B

**5 drawers
1 door**



Width mm	Height mm	Description	Worktop thickness mm	Art. no.
2000	840	Multiplex	40	84.552.+++
2000	850	Beech	50	84.556.+++
2000	842	Steel*	42	84.560.+++
2500	840	Multiplex	40	84.553.+++
2500	850	Beech	50	84.557.+++
2500	842	Steel*	42	84.561.+++



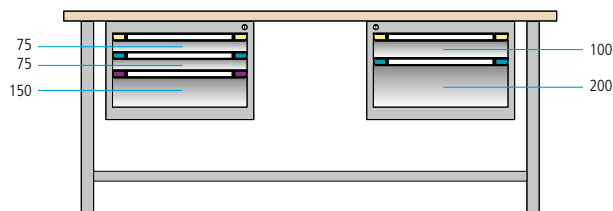
Art. no. **84.603.501**
Dove blue, NCS S 4040-R70 B
Light blue, NCS S 1060-R80 B



Organise your drawers according to your needs: with partition material from Thur Metall. For more information, see page 120.




5 drawers



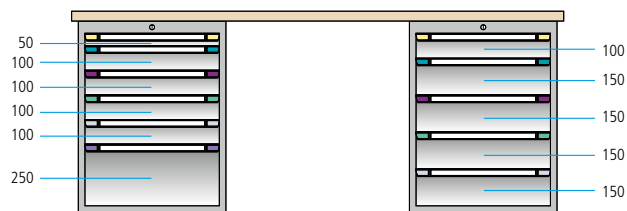
Width mm	Hight mm	Description	Worktop thickness mm	Art. no.
2000	840	Multiplex	40	84.532.+++
2000	850	Beech	50	84.536.+++
2000	842	Steel*	42	84.540.+++
2500	840	Multiplex	40	84.533.+++
2500	850	Beech	50	84.537.+++
2500	842	Steel*	42	84.541.+++

7 drawers 1 shelf 1 door




Width mm	Hight mm	Description	Worktop thickness mm	Art. no.
2000	840	Multiplex	40	84.602.+++
2000	850	Beech	50	84.606.+++
2000	842	Steel*	42	84.610.+++
2500	840	Multiplex	40	84.603.+++
2500	850	Beech	50	84.607.+++
2500	842	Steel*	42	84.611.+++

11 drawers



Width mm	Hight mm	Description	Worktop thickness mm	Art. no.
2000	840	Multiplex	40	84.572.+++
2000	850	Beech	50	84.576.+++
2000	842	Steel*	42	84.580.+++
2500	840	Multiplex	40	84.573.+++
2500	850	Beech	50	84.577.+++
2500	842	Steel*	42	84.581.+++

6 drawers 1 door



Width mm	Hight mm	Description	Worktop thickness mm	Art. no.
2000	840	Multiplex	40	84.592.+++
2000	850	Beech	50	84.596.+++
2000	842	Steel*	42	84.600.+++
2500	840	Multiplex	40	84.593.+++
2500	850	Beech	50	84.597.+++
2500	842	Steel*	42	84.601.+++



Art. no. **84.572.502**
Anthracite grey, RAL 7016
Light grey, RAL 7035
(excl. partition material)

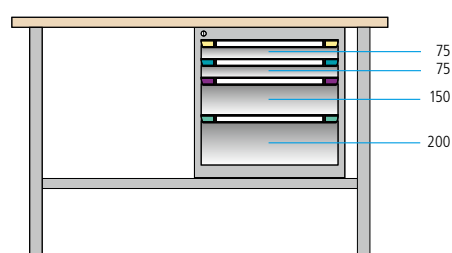

» For details on the workbench tops, see pages 86 – 87.

ERGO Universal

Take advantage of ERGO Universal with working heights between 940 and 950 mm to create ergonomic workstations.

Width **1500/2000** × Depth **700** mm

4 drawers




Width mm	Hight mm	Description	Worktop thickness mm	Art. no. **
1500	940	Multiplex	40	81.152.+++
1500	950	Beech	50	81.156.+++
1500	942	Steel*	42	81.158.+++
2000	940	Multiplex	40	81.153.+++
2000	950	Beech	50	81.157.+++
2000	942	Steel*	42	81.159.+++


Width mm	Hight mm	Description	Worktop thickness mm	Art. no.
1500	940	Multiplex	40	81.168.+++
1500	950	Beech	50	81.172.+++
1500	942	Steel*	42	81.174.+++
2000	940	Multiplex	40	81.169.+++
2000	950	Beech	50	81.173.+++
2000	942	Steel*	42	81.175.+++

** can only be obtained in one colour.

5 drawers



6 drawers



Width mm	Hight mm	Description	Worktop thickness mm	Art. no.
1500	940	Multiplex	40	81.184.+++
1500	950	Beech	50	81.188.+++
1500	942	Steel*	42	81.190.+++
2000	940	Multiplex	40	81.185.+++
2000	950	Beech	50	81.189.+++
2000	942	Steel*	42	81.191.+++

Width mm	Hight mm	Description	Worktop thickness mm	Art. no.
1500	940	Multiplex	40	81.200.+++
1500	950	Beech	50	81.204.+++
1500	942	Steel*	42	81.206.+++
2000	940	Multiplex	40	81.201.+++
2000	950	Beech	50	81.205.+++
2000	942	Steel*	42	81.207.+++



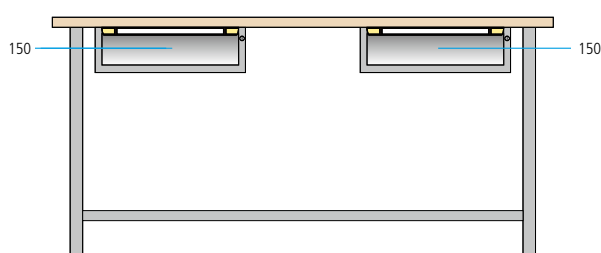
QUICK TIP

Organise your drawers according to your needs: with partition material from Thur Metall. For more information, see page 120.

» For details on the workbench tops, see pages 86 – 87.

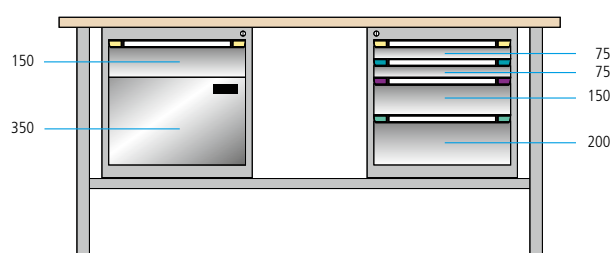
Width 2000/2500 × Depth 700 mm

2 drawers



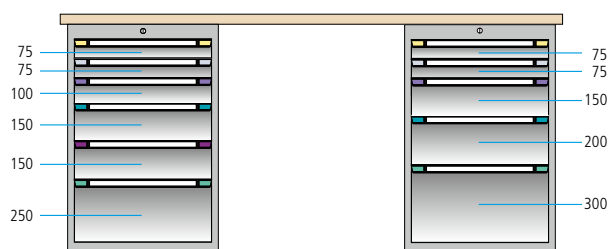
Width mm	Hight mm	Description	Worktop thickness mm	Art. no.
2000	940	Multiplex	40	81.160.+++
2000	950	Beech	50	81.164.+++
2000	942	Steel*	42	81.166.+++
2500	940	Multiplex	40	81.161.+++
2500	950	Beech	50	81.165.+++
2500	942	Steel*	42	81.167.+++

5 drawers 1 door



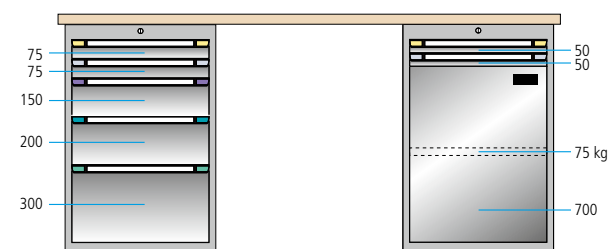
Width mm	Hight mm	Description	Worktop thickness mm	Art. no.
2000	940	Multiplex	40	81.176.+++
2000	950	Beech	50	81.180.+++
2000	942	Steel*	42	81.182.+++
2500	940	Multiplex	40	81.177.+++
2500	950	Beech	50	81.181.+++
2500	942	Steel*	42	81.183.+++

11 drawers



Width mm	Hight mm	Description	Worktop thickness mm	Art. no.
2000	940	Multiplex	40	81.192.+++
2000	950	Beech	50	81.196.+++
2000	942	Steel*	42	81.198.+++
2500	940	Multiplex	40	81.193.+++
2500	950	Beech	50	81.197.+++
2500	942	Steel*	42	81.199.+++

7 drawers 1 shelf 1 door

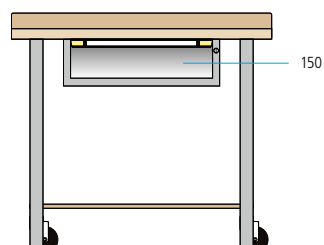


Width mm	Hight mm	Description	Worktop thickness mm	Art. no.
2000	940	Multiplex	40	81.208.+++
2000	950	Beech	50	81.212.+++
2000	942	Steel*	42	81.214.+++
2500	940	Multiplex	40	81.209.+++
2500	950	Beech	50	81.213.+++
2500	942	Steel*	42	81.215.+++

Mobile workbenches

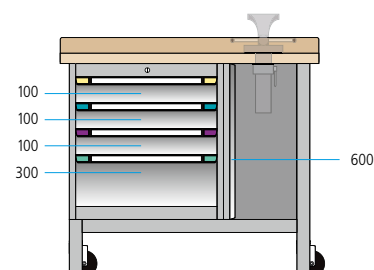
Width **1000** × Depth **700** mm

- 1 rear panel
- 1 drawer
- 1 storage shelf
- 4 polypropylene castors, white



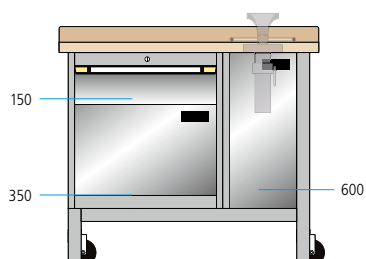
Worktop	Worktop thickness mm	Hight mm	kg	Art. no.
Multiplex	40	870/890	400	51.797.+++
Beech	50	880/900	400	84.650.+++

- 1 rear panel
- 1 vice (optional)
- 4 drawers
- 1 door (retractable)
- 4 polypropylene castors, white



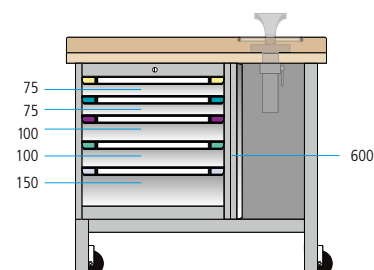
Worktop	Worktop thickness mm	Hight mm	kg	Art. no.
Multiplex	40	870/890	400	82.652.+++
Beech	50	880/900	400	82.653.+++

- 1 rear panel
- 1 vice (optional)
- 1 drawer
- 2 doors (1 retractable)
- 4 polypropylene castors, white



Worktop	Worktop thickness mm	Hight mm	kg	Art. no.
Multiplex	40	870/890	400	84.654.+++
Beech	50	880/900	400	84.656.+++

- 1 rear panel
- 1 vice (optional)
- 5 drawers
- 1 door (retractable)
- 4 polypropylene castors, white



Worktop	Worktop thickness mm	Hight mm	kg	Art. no.
Multiplex	40	870/890	400	82.655.+++
Beech	50	880/900	400	82.656.+++

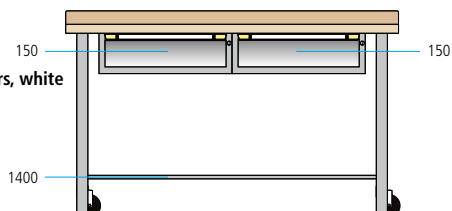


Art. no. **82.652.502**
Anthracite grey, RAL 7016
Light grey, RAL 7035
(excl. partition material)



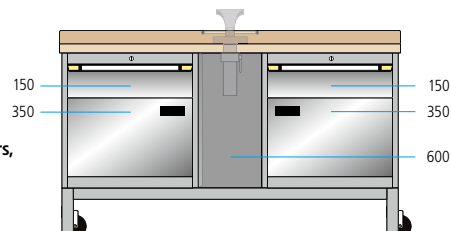
Width 1500 × Depth 700 mm

- 1 rear panel
- 1 drawer
- 1 storage shelf
- 4 polypropylene castors, white



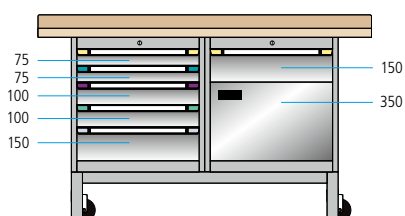
Worktop	Worktop thickness mm	Hight mm	kg	Art.no.
Multiplex	40	870/890	400	84.651.+++
Beech	50	880/900	400	84.653.+++

- 1 rear panel
- 1 vice (optional)
- 2 drawers
- 3 doors (1 retractable, optional)
- 4 polypropylene castors, white



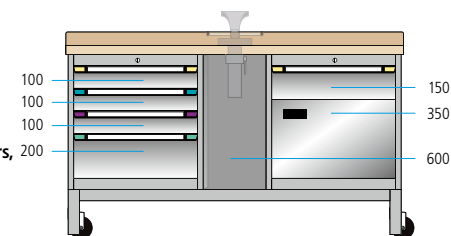
Worktop	Worktop thickness mm	Hight mm	kg	Art.no.
Multiplex	40	870/890	400	82.658.+++
Beech	50	880/900	400	82.659.+++

- 1 rear panel
- 6 drawers
- 1 door
- 4 polypropylene castors, white



Worktop	Worktop thickness mm	Hight mm	kg	Art.no.
Multiplex	40	870/890	400	84.657.+++
Beech	50	880/900	400	84.659.+++

- 1 rear panel
- 1 vice (optional)
- 5 drawers
- 2 doors (1 retractable, optional)
- 4 polypropylene castors, white



Worktop	Worktop thickness mm	Hight mm	kg	Art.no.
Multiplex	40	870/890	400	82.661.+++
Beech	50	880/900	400	82.662.+++

Vice and accessories

For workbench tops made of non-solid wood (for example, Urphen), a vice base is mandatory.

Specification

Specification	Art. no.
Vice, jaw width 115 mm	64.157.000
Height adjustment lift, lift 240 mm	65.561.000
Folding lift with height adjustment, lift 270 mm	64.156.000



Separate components for workbenches



Workbench leg assemblies

The Thur Metall workbench leg assembly is a sturdy 50 × 50 mm tubular profile steel construction with holes below the strut for optional height adjustment. The optional floor attachment provides additional safety.

Height mm	for worktop depth mm	Worktop thickness mm	Art. no.
800	700/750	40–50	53.399.+++
900	700/750	40–50	53.405.+++

Accessories for workbench leg assemblies

Description	Art. no.
Height adjustment, 800 – 1150 mm (50 mm grid)	56.709.000
Floor fastener	56.714.000



Crossbar

For stabilising the workbench leg assemblies (for example, for more load capacity). Incl. fastening material. Model: sheet steel. Colour as per colour chart. Scope of delivery: 1 unit.F

For workbench width mm	Number of leg assemblies	Length mm	Art. no.
1000	2	1×708	63.707.+++
1500	2	1×1208	56.812.+++
2000	2	1×1708	56.814.+++
2500	2	1×2208	56.815.+++
2500	3	1×1084	56.816.+++
3000	3	1×1334	56.817.+++



Storage shelves, leg assembly-leg assembly

For workbenches with only 2 workbench leg assemblies (possible with overhead cabinet on request). Material: Multiplex. Thickness: 20 mm. Surface is treated. A crossbar is recommended for storage shelves over 1500 mm. Capacity: 20 kg.

Width mm*	Depth mm	Art. no.
750	570	55.924.000
1000	570	55.918.000
1250	570	64.168.000
1500	570	64.169.000
2000	570	64.170.000
2500	570	64.171.000
3000	570	64.172.000

*Width of workbench top above workbench leg assemblies



Storage shelves, leg assembly-cabinet

For workbenches with a workbench leg assembly and a drawer cabinet. Material: Multiplex. Thickness: 20 mm. Surface is treated. Incl. support brackets. Load capacity: 20 kg.

Width mm*	Depth mm	Art. no.
1250	570	64.173.000
1500	570	64.174.000
2000	570	64.175.000

*Width of workbench top above workbench leg assemblies

Rear panels

Fastening material included. Material: Multiplex, 150 mm high, thickness 20 mm, with colourless undercoat.

Worktop width mm	Thickness mm	Art. no.
1500	19	89.812.000
2000	19	89.813.000
2500	19	89.814.000
3000	19	89.815.000
Special size (max. 3000 mm)	-	89.816.000



Side panels

Fastening material included. Material: Multiplex, 150 mm high, thickness 20 mm, with colourless undercoat.

Worktop depth mm	Depth mm	Art. no.
700	720	89.817.000
750	770	89.818.000
Special size (max. 1250 mm)	-	89.820.000

Shelves with raised edges

MDF top with 3-sided (rear and side), 8 mm protruding beech raised edges. Depth 300 mm, thickness 19 mm. Max. Load capacity 20 kg per metre. Colourless undercoat on all sides, without brackets.

Worktop width mm	Required brackets	Art. no.
1500	2	44.043.000
2000	3	44.044.000
2500	4	44.045.000
3000	4	44.046.000
Special size (max. 3500 mm) max. distance between supports 1100mm	-	39.214.000



Brackets

The brackets (depth 280 mm) enable adjustment of the shelf with raised edges to four different heights. Assembly on workbench top (excl. pre-assembly). Description: made of square steel tube, fastening material per piece included. Colour: Light grey, RAL 7035.

Description	Art. no.
Height adjustment, 230 / 270 / 310 / 350 mm	44.047.000
Pre-assembly on workbench top	39.208.000

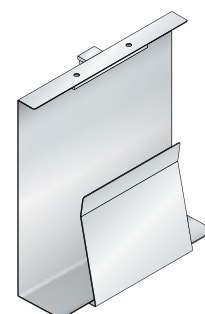


CPU holder

CPU holder attached hanging to the workbench top (minimum top thickness 30 mm). Side holder adjustable for equipment widths of about 100 to 220 mm. Incl. fastening material. Model: Sheet steel, colour: as per colour chart.

Width mm	Depth mm	Height mm	Art. no.
250	460	510	340.243.+++

Pre-assembly on the workbench top, excl. fastening material.	Art. no.
left	88.000.000
right	88.001.000



Workbench tops

The Thur Metall workstation system offers the right worktop for every application area, from the universal worktop with linoleum covering to the chrome steel worktop. Another plus point: If the support pillars for the superstructures are fastened behind the worktop, you can make effective use of the full worktop depth with the Thur Metall system.

Standard tops



Multiplex top

- Made of steamed beech veneers, glued waterproof and with bevelled edges.
- Sanded, oiled and waxed surface.
- Versatile, splash-proof, dirt-repellent and largely impervious to oil and grease.



Beechwood top

- Made of steamed beech beams, glued waterproof and with bevelled edges.
- Sanded, oiled and waxed surface.
- Extremely resilient, splash-proof, dirt-repellent and largely impervious to oil and grease.



Metal coverings

- For high usage.
- Very easy to clean and versatile.
- Choice of sendzimir galvanised coating and chrome steel coating.



Universal top

- Universal countertop for the workshop.
- Linoleum covering, grey marbled, 2 mm, with ABS edges, light grey.
- Impact-resistant and slightly dampening.
- Limited scratch resistance.
- Colour change due to darkness is a natural reaction (disappears in normal light conditions).
- Linoleum is made from natural raw materials.



Nitrile top

- Technical coating of natural rubber.
- 4 mm rubber floor covering, with 2 mm black ABS edges.
- Medium-hard, slip-resistant and shock-absorbing as well as oil and fuel-resistant.
- Can be used at -10°C to +70°C.
- Slight clouding or scratches are production-related and correspond to the normal surface condition of the product.

On request




Eterlux top

- For hygienic applications.
- HPL coating, 3 mm, with ABS edges 2mm light grey.
- Easy-to-clean surface texture.
- Highest scratch resistance.
- Heat-resistant up to 180°C, briefly up to 280°C.
- Resistant to chemicals and solvents, also acids and alkalis to a certain extent.
- Limited impact resistance.



Resin top

- Colour light grey.
- Easy-to-clean textured surface with HPL coating, 0.8 mm.
- Resistant to common household chemicals, solvents, weak acids and alkalis.
- High impact and scratch resistance.
- Also available as an ESD model.
- With ABS edges, 2 mm, grey.



ABS plate

- With hard, slightly grained surface texture, 2 mm.
- With ABS edges, 2 mm, black.
- High scratch resistance and impact resistance.
- Resistant to chemicals, oils and greases.

Features	Multiplex	Beech	Universal	Eterlux	Nitrile**	Metal coatings	Resin	ABS
Impact/shock resistance	●	●	●	○	■	●		●
Scratch resistance			●	■	○	■	■	■
Dampening			○		■			
Cleaning / Hygiene			○	■		■	■	●
Heat resistance (soldering)				●		■	○	
Chemical resistance*			○	●	○	■	●	●
Acid resistance*			○	●	○	■	●	●
Alkali resistance*			○	●	○	■	●	●
Resistance to oil and grease*			●	●	●	■	●	●

* Incl. visual changes

■ applies above average ● applies ○ applies in part

** Resistant to: good resistance to oil, good or limited resistance to fuel, not recommended for acids, alkalis or acetone. Changes to the surface and slight swelling of the surface caused by using chemicals, oils, soaps, etc. may occur; these are a material property and not a product defect. Excluding threaded inserts (pre-assembled) and fastening material. These must be ordered additionally depending on the sub-structure.



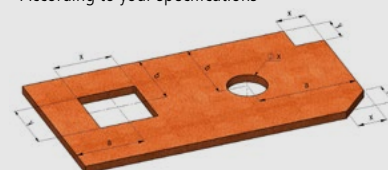
The recommendations on resistance materials are general indicators and do not take into account secondary factors such as concentration of the agent, temperature, oxidation, etc. The information given is therefore not binding. Depending on the substances, preliminary clarifications are strongly recommended.

! Special and custom solutions on request

Special sizes m²	Thickness mm	max. size mm	Art. no.
Multiplex	30	2500 × 1250	39.879.000
	40	2500 × 1250	39.344.000
	50	2500 × 1250	41.995.000
Beech	40	3000 × 1200	39.075.000
	50	3000 × 1200	39.020.000
Universal	53	3000 × 1250	39.572.000
Eterlux	52	2750 × 1250	39.573.000
Nitrile*	43	3000 × 1000	39.952.000
	50	3000 × 1000	39.956.000
	23	2740 × 1200	39.881.000
Resin	30	2700 × 2000	88.324.000
	40	3000 × 1000	39.085.000
ABS	40	2000 × 1000	42.519.000

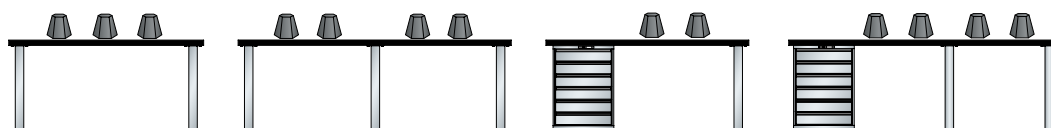
Customer-specific cut-outs and holes

■ According to your specifications



* Special size without edges. ABS edge black for nitrile plates 43 and 50 mm. Art. no. 39.033.000


Loads with workbench legs or a combination of workbench legs and drawer cabinet



	Top thickness mm	Worktop width mm			Worktop width mm			Worktop width mm			Worktop width mm	
		1500	2000	2500	2000	2500	3000	1500	2000	2500	2500	3000
Multiplex	40	600 kg	360 kg	500 kg*	1200 kg	1050 kg	650 kg	1500 kg	800 kg	360 kg	3000 kg	1600 kg
Multiplex	50	800 kg	500 kg	400 kg	1200 kg	1200 kg	1200 kg	1500 kg	1000 kg	500 kg	3000 kg	2000 kg
Beech	40	600 kg	360 kg	500 kg*	1200 kg	1050 kg	650 kg	1500 kg	800 kg	360 kg	3000 kg	1600 kg
Beech	50	800 kg	500 kg	400 kg	1200 kg	1200 kg	1200 kg	1500 kg	1000 kg	500 kg	3000 kg	2000 kg
Universal	53	700 kg	350 kg	500 kg*	900 kg	700 kg	450 kg	1100 kg	700 kg	350 kg	3000 kg	1400 kg
Eterlux	52	700 kg	350 kg	500 kg*	900 kg	700 kg	450 kg	1100 kg	700 kg	350 kg	3000 kg	1400 kg
Nitrile	43	500 kg	320 kg	500 kg*	800 kg	680 kg	360 kg	700 kg	310 kg	320 kg	1800 kg	1100 kg
Nitrile	50	800 kg	450 kg	300 kg	1200 kg	1200 kg	720 kg	1300 kg	600 kg	300 kg	3000 kg	1400 kg
Resin	40	350 kg	500 kg*	500 kg*	650 kg	400 kg	300 kg	650 kg	350 kg	500 kg*	1100 kg	700 kg
ABS	40	350 kg	500 kg*	500 kg*	650 kg	400 kg	300 kg	650 kg	350 kg	500 kg*	1100 kg	700 kg

*When using a support traverse, see p. 100.

Workbench tops



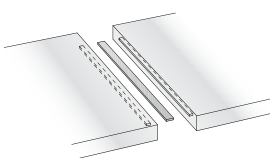
	Width mm	1000		1250	
		700	750	700	750
	Thickness mm	Art. no.	Art. no.	Art. no.	Art. no.
Multiplex	standard	40	81.346.000	-	81.347.000
		50	-	-	-
	with rear panel	40	-	-	-
		50	-	-	-
	with steel edge guard	40	-	-	-
		50	-	-	-
	with chrome steel sheet coating****	40	-	-	-
		50	-	-	-
Special size for standard max. 2500 × 1250 × 40 mm 39.344.000 /2500 × 1250 × 50 mm 41.995.000					
Beech	standard	40	-	-	-
		50	64.580.000	-	81.348.000
	with rear panel	40	-	-	-
		50	-	-	-
	with steel edge guard	40	-	-	-
		50	-	-	-
	Special size for standard max. 2500 × 1250 × 40 mm 39.075.000 /2500 × 1250 × 50 mm 39.020.000				
Nitrile		43	-	-	-
		50	-	-	-
Special size max. 3000 × 1180 × 40 mm 39.952.000 /3000 × 1180 × 50 mm 39.956.000					
Universal		50	-	-	-
	Special size max. 3000 × 1200 × 50 mm 39.572.000				

Butt and top joints



Pre-assembly for threaded sleeve

Use for:	Number of screw fixtures	Art. no.
Drawer cabinet	4 × M10 screws incl. pre-assembly	39.161.000
Workbench leg assembly	6 × M10 screws incl. pre-assembly	39.327.000



Butt joints used for cabinet and workbench base

Butt joint that is suitable for a drawer cabinet and which connects the workbench top in perfect alignment with the wooden tongue and groove above the cabinet for double and in-line workbenches. Tongue width 20 mm. Scope of delivery: Milled groove and wooden tongue.

Worktop depth mm	Tongue length mm	Thickness mm	Art. no.
650–799	630	4	39.320.000
800–1000	730	4	39.321.000

1500		2000		2500		3000*	
700	750	700	750	700	750	700	750
Art. no.	Art. no.	Art. no.	Art. no.	Art. no.	Art. no.	Art. no.	Art. no.
42.850.000	40.025.000	42.851.000	40.027.000	42.852.000	40.028.000	42.853.000	42.858.000
42.854.000	40.045.000	42.855.000	40.047.000	42.856.000	40.048.000	42.857.000	42.859.000
89.616.000	89.624.000	89.617.000	89.625.000	89.618.000	89.626.000	89.619.000	89.627.000
89.620.000	89.628.000	89.621.000	89.629.000	89.622.000	89.630.000	89.623.000	89.631.000
42.874.000	40.035.000	42.875.000	40.037.000	42.876.000	40.038.000	42.877.000	42.882.000
42.878.000	40.055.000	42.879.000	40.057.000	42.880.000	40.058.000	42.881.000	42.883.000
42.898.000	42.906.000	42.899.000	42.907.000	42.900.000	42.908.000	42.901.000	42.909.000
42.902.000	42.910.000	42.903.000	42.911.000	42.904.000	42.912.000	42.905.000	42.913.000
89.684.000	89.692.000	89.685.000	89.693.000	89.686.000	89.694.000	89.687.000	89.695.000
89.688.000	40.001.000	89.689.000	40.003.000	89.690.000	40.004.000	89.691.000	40.005.000
89.716.000	89.724.000	89.717.000	89.725.000	89.718.000	89.726.000	89.719.000	89.727.000
89.720.000	89.728.000	89.721.000	89.729.000	89.722.000	89.730.000	89.723.000	89.731.000
89.740.000	89.748.000	89.741.000	89.749.000	89.742.000	89.750.000	89.743.000	89.751.000
89.744.000	40.013.000	89.745.000	40.015.000	89.746.000	40.016.000	89.747.000	40.017.000
Special size variant unwaxed max. 2500 × 1250 × 40 mm 42.510.000 / 2500 × 1250 × 50 mm 42.511.000							
-	48.975.000	-	48.976.000	-	48.977.000	-	48.978.000
-	48.979.000	-	48.980.000	-	48.981.000	-	48.982.000
-	39.555.000	-	39.556.000	-	39.557.000	-	39.558.000

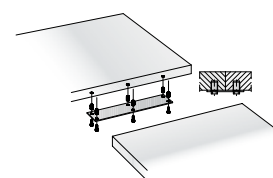
Tops are delivered without pre-assembly and fastening material (must be added to the order).

*Multiplex tops 3000 mm = 2 × 1500 mm glued, optically visible.

Worktop connection with connecting groove

Connects the angle attachment to the desk. Fastening with steel sleeves and bolts. 3 mm thickness A support is required. Fixture material included without pre-assembly. Specification: Sheet steel. Colour: Light grey, RAL 7035.

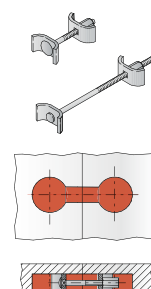
Width mm	Specification	Worktop depth mm	Thickness mm	Art. no.
100	Connection	500	3	39.204.000



Worktop connection with "dogbone" fixings

The workbench tops are clamped together stably and securely underneath with dogbone fixings. The required recesses are included in the delivery. Worktop connection made from steel. Preferably to be used as a pair. Always to be used in combination with the butt joint above the cabinet. Including pre-assembly.

Length of dogbone fixings in mm	Art. no.
150	40.166.000



Compact workbenches

Width **1000/1500** × depth **700** mm

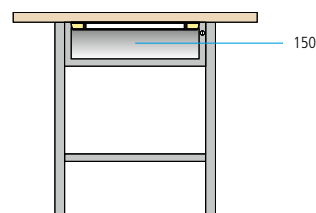


Art. no. **64.806.501**
Dove blue, NCS S 4040-R70 B
Light blue, NCS S 1060-R80 B



Art. no. **64.812.502**
Anthracite grey, RAL 7016
Light grey, RAL 7035

1 drawer

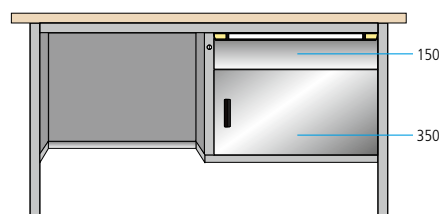


Width mm	Hight mm	Description	Worktop thickness mm	Art. no.
1000	840	Multiplex	40	64.800.+++
1000	850	Beech	50	64.802.+++



Art. no. **64.447.502**
Anthracite grey, RAL 7016
Pale grey, RAL 7035

**1 drawer
1 door**

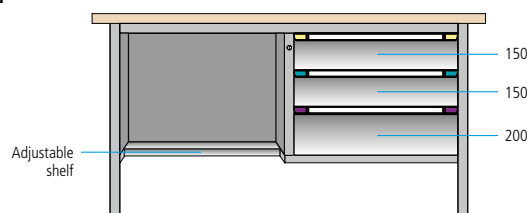


Width mm	Hight mm	Description	Worktop thickness mm	Art. no.
1500	840	Multiplex	40	64.447.+++
1500	850	Beech	50	64.458.+++



Art. no. **64.438.501**
Dove blue, NCS S 4040-R70 B
Light blue, NCS S 1060-R80 B

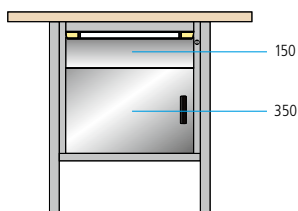
**3 drawers
1 shelf**



Width mm	Hight mm	Description	Worktop thickness mm	Art. no.
1500	840	Multiplex	40	64.438.+++
1500	850	Beech	50	64.457.+++

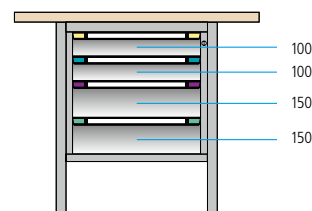


**1 drawer
1 door**



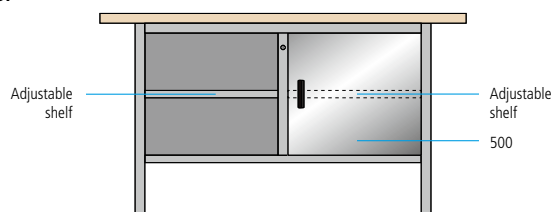
Width mm	Hight mm	Description	Worktop thickness mm	Art. no.
1000	840	Multiplex	40	64.806.+++
1000	850	Beech	50	64.808.+++

4 drawers



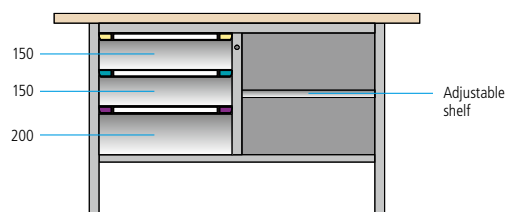
Width mm	Hight mm	Description	Worktop thickness mm	Art. no.
1000	840	Multiplex	40	64.812.+++
1000	850	Beech	50	64.814.+++

**2 shelves
1 door**



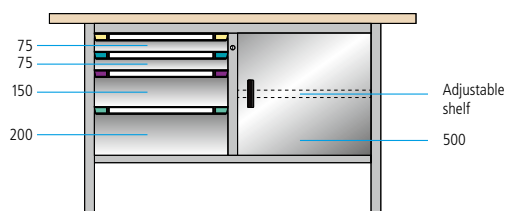
Width mm	Hight mm	Description	Worktop thickness mm	Art. no.
1500	840	Multiplex	40	64.803.+++
1500	850	Beech	50	64.805.+++

**3 drawers
1 shelf**



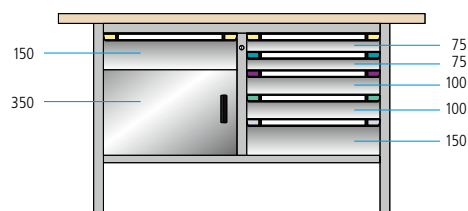
Width mm	Hight mm	Description	Worktop thickness mm	Art. no.
1500	840	Multiplex	40	64.809.+++
1500	850	Beech	50	64.811.+++

**4 drawers
1 shelf
1 door**



Width mm	Hight mm	Description	Worktop thickness mm	Art. no.
1500	840	Multiplex	40	64.815.+++
1500	850	Beech	50	64.817.+++

**6 drawers
1 door**



Width mm	Hight mm	Description	Worktop thickness mm	Art. no.
1500	840	Multiplex	40	64.824.+++
1500	850	Beech	50	64.826.+++


» For details on the workbench tops, see pages 86/87.

! **Note:** Workbench tops are delivered without pre-assembly. Pre-assembly optionally available. Shelf load capacity: 50 kg.



Compact workbenches

Width **2000** × depth **700** mm

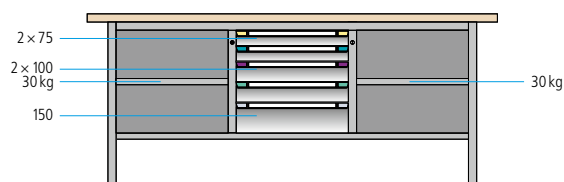


Art. no. **64.821.501**
Dove blue, NCS S 4040-R70 B
Light blue, NCS S 1060-R80 B



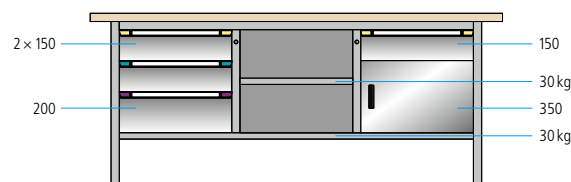
Art. no. **64.438.501**
Dove blue, NCS S 4040-R70 B
Light blue, NCS S 1060-R80 B
(Pegboard **64.439.+++** always order separately)

5 drawers
2 shelves



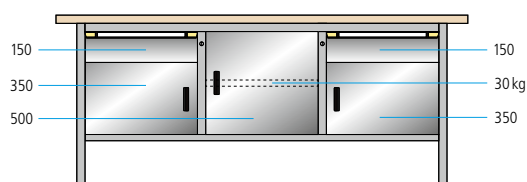
Width mm	Hight mm	Description	Worktop thickness mm	Art. no.
2000	840	Multiplex	40	64.821.+++
2000	850	Beech	50	64.823.+++

4 drawers
1 door
2 shelves



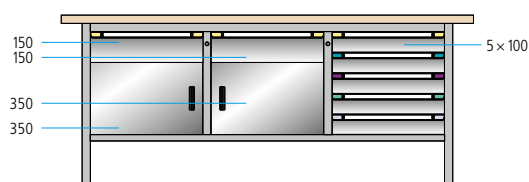
Width mm	Hight mm	Description	Worktop thickness mm	Art. no.
2000	840	Multiplex	40	64.836.+++
2000	850	Beech	50	64.838.+++

2 drawers
3 doors
1 shelf



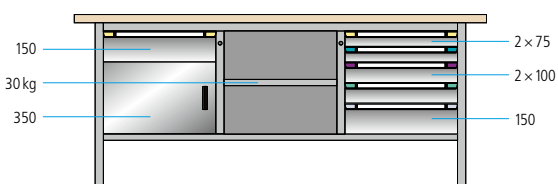
Width mm	Hight mm	Description	Worktop thickness mm	Art. no.
2000	840	Multiplex	40	64.827.+++
2000	850	Beech	50	64.829.+++

7 drawers
2 doors



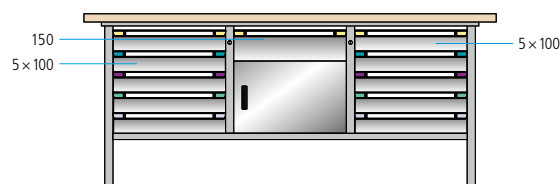
Width mm	Hight mm	Description	Worktop thickness mm	Art. no.
2000	840	Multiplex	40	64.845.+++
2000	850	Beech	50	64.847.+++

6 drawers
1 door
1 shelf



Width mm	Hight mm	Description	Worktop thickness mm	Art. no.
2000	840	Multiplex	40	64.833.+++
2000	850	Beech	50	64.835.+++

11 drawers
1 door




Width mm	Hight mm	Description	Worktop thickness mm	Art. no.
2000	840	Multiplex	40	64.854.+++
2000	850	Beech	50	64.856.+++



Workbenches XXL

Width **1500** × depth **700** mm

4 drawers



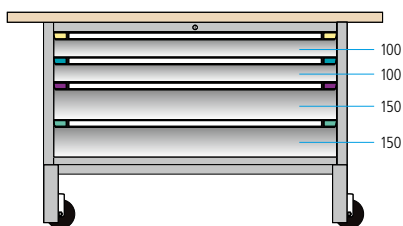
Width mm	Description	Worktop thickness mm	Art. no.
840	Multiplex	40	51.806.+++
850	Beech	50	51.854.+++




Art. no. **51.806.502**
Anthracite grey (RAL 7016)
Pale grey (RAL 7035)

4 drawers


1 lowerable mobile unit with 4 nylon castors



Width mm	Description	Worktop thickness mm	Art. no.
840	Multiplex	40	51.827.+++
850	Beech	50	51.847.+++



Art. no. **51.827.501**
Dove blue-grey (NCS S 4040-R70 B)
Pale blue (NCS S 1060-R80 B)



Wide range of drawer partition materials

See page 120.



Rear panel (height 150 mm) made of Multiplex (20 mm)

Art. no. **89.812.00**



Workbench superstructures for stationary workbenches

See page 98.



For details on the workbench tops, see pages 86 – 87.



Note
Workbench tops are delivered without pre-assembly. Pre-assembly optionally available.



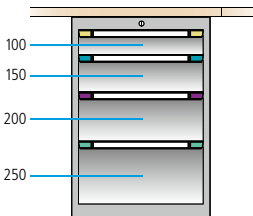
Hexagonal workbenches

The space-saving hexagonal workbenches with vices are ideal as group workstations, especially for training centres. Every workstation has a large working surface and a drawer cabinet as a substructure. The power outlets are integrated into the centre pillar.



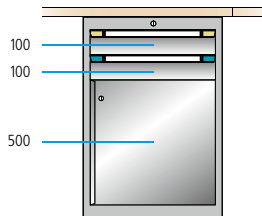
Width **2500** × depth **2165** mm

6 drawer cabinets with
4 drawers each




Width mm	Description	Worktop thickness mm	Art. no.
840	Multiplex	40	84.668.+++

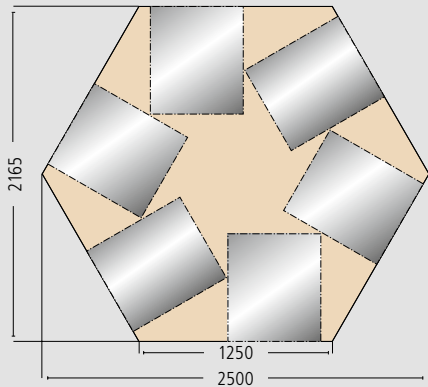
6 drawer cabinets with
2 drawers each
1 door



Width mm	Description	Worktop thickness mm	Art. no.
840	Multiplex	40	84.670.+++







i Detail dimensions hexagonal workbench



Separate components

For assembly of modules and power elements, see page 103.

	Top thickness mm	Art. no.
	40	40.178.000
	50	40.179.000
 Cover panel	20	89.083.000
 Cover plate, individual (2 modules)	-	89.080.+++
 Cover plate, individual (1 module, 2 power elements)	-	89.081.+++



"Gressel" vice system

Forward-opening vice with off-centre design enables vertical clamping of up to 4 inch round stock. With protected square guide, for maintenance-free precision. Unlimited applications thanks to the patented 90° swivelling clamp. Anvil and saddle aids enable optimum machining of pipes and other work pieces. Specification: spheroidal graphite iron, with two exchangeable hewn jaws, fastening material included. Colour: stationary elements dust grey, RAL 7037, movable elements cobalt blue, RAL 5013.

Specification	Opening of jaws mm	Jaw width mm	Art. no.
Gressel AX 100	110	100	39.983.000
Gressel AX 125	135	125	39.984.000
Gressel AX 160	170	160	39.985.000



"Heuer" vice system

Forward-opening vice for vertical clamping of round material, centrally adjustable guides, forged tube jaws and strong anvil as well as fixed jaws. Proven double prismatic guide prevents dirt and damage. Two-year guarantee. Specification: drop-forged steel, surface-hardened fixed jaws, Spindle completely galvanised, including fastening material. Colour: Anthracite grey, RAL 7016.

Specification	Opening of jaws mm	Jaw width mm	Art. no.
Heuer 100120	150	120	44.990.000
Heuer 100140	200	140	44.991.000



Power attachment module

In double-decker version.

» For power modules/elements, see. p. 103.

Pre-assembly of "Gressel" and "Heuer" vice

Pre-assembly (holes) excluding fastening material.

Position pre-assembly	Art. no.
left	44.131.000
centre	44.132.000
right	44.133.000

Note:
With workbench tops not made of solid wood (e.g. Urphen, resin), vice underlays are mandatory (on request).



Vice cabinet on request.


Overview of universal superstructures

With our universal superstructures, you can design each workstation ergonomically, neatly and individually. The consistent and form-fitting design ensures an attractive appearance and enables virtually invisible cable routing. All superstructures are easy to install and also available as an ESD model.



Cantilever, single, double sided

- Integrated and interlocking design for almost invisible cabling.



Rear panels



- Perforated or smooth.
- For attaching tool holders.
- Smooth rear panels can also be mounted on the back for a complete room partition.

Support pillars

- Flexibly mountable.
- Vertically adjustable in increments of 50 mm.
- Continuously adjustable horizontally for flexible attachment to any substructure.

Rear power panel

- For accommodating power modules and elements.
- Fully integrated into the rear panel.
- Simple assembly and dismantling.



Cable trough (visualisation: sectional view)

- Fastening to the rear side of support pillars.
- Optimum cable routing and protection.
- Suitable for linked solutions.



Equipment rail

- For use with carriages.
- Fast and easy assembly.
- Linking possible via multiple workstations.



Integrated lighting carrier

- For accommodating lighting and cabling.
- Interlocking design for almost invisible cabling.

Lighting

- Wide selection of different LED lights.

Swivel arm

- For mounting on support pillar.
- One or two arms.
- For holding peripheral devices and accessories.



ESD

- ESD protected version available as an option.

Guide rail

- For fastening and horizontal positioning of support pillars.



Cable routing clip


- Enables clean cable routing, easy installation and removal.
- Suitable for support pillars and perforated rear panels.



Universal superstructures

Height **700 mm***

2 support pillars for mounting on workbench top
2 rear panels, perforated



for top width mm	Type	Number of power modules	Art. no.
1000	-	-	82.673.+++
1500	-	-	82.674.+++
2000	-	-	82.675.+++


2 support pillars for mounting on the workbench top
2 perforated rear panels
1 power conduit incl. connection and connection cable



for top width mm	Type	Number of power modules	Art. no.
1000	-	2	82.664.+++
1500	CH	3	82.665.+++
2000	-	3	82.666.+++
1000	-	2	82.667.+++
1500	DE, AT & NL	3	82.668.+++
2000	-	3	82.669.+++
1000	-	2	82.670.+++
1500	FR & BE	3	82.671.+++
2000	-	3	82.672.+++

Height **1450 mm***

2 support pillars for mounting on the workbench top
3 perforated rear panels
2 single cantilevers
1 lighting carrier
1 LED Comfort workstation lighting
2 support brackets incl. connection and connection cables



for top width mm	Type	Number of power modules	Art. no.
1000	-	-	52.536.+++
1500	CH	-	52.686.+++
2000	-	-	52.695.+++
1000	-	-	52.698.+++
1500	DE, AT & NL	-	52.705.+++
2000	-	-	52.706.+++
1000	-	-	52.709.+++
1500	FR & BE	-	52.714.+++
2000	-	-	52.539.+++

2 support pillars for mounting on the workbench top
3 perforated rear panels
2 single cantilevers
1 lighting carrier
1 LED Comfort workstation lighting
2 support brackets
1 power conduit incl. connection and connecting cable



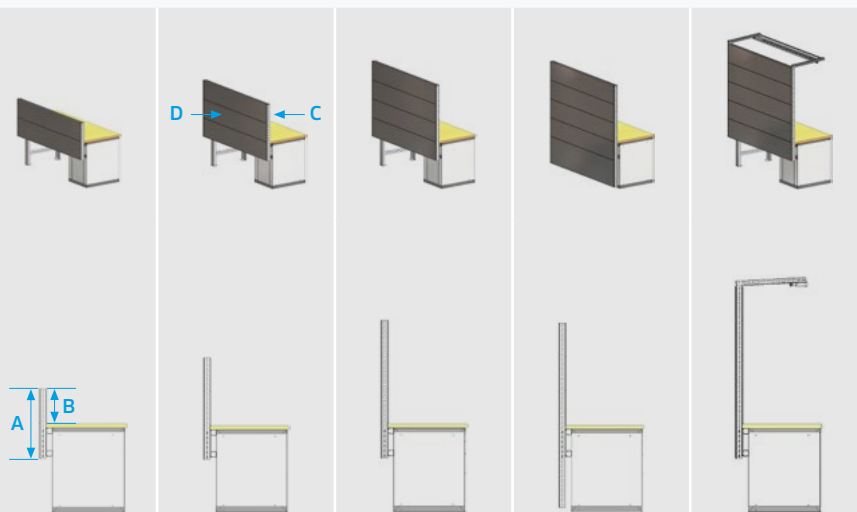
for top width mm	Type	Number of power modules	Art. no.
1000	-	2	52.545.+++
1500	CH	3	52.551.+++
2000	-	3	52.567.+++
1000	-	2	52.570.+++
1500	DE, AT & NL	3	52.585.+++
2000	-	3	52.586.+++
1000	-	2	52.589.+++
1500	FR & BE	3	52.592.+++
2000	-	3	52.611.+++



Carriers, cantilevers, rear panels

Configurations

Rear panels optional
(as room divider or for rear use)

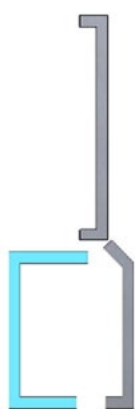


A	Support pillar height		700	1050	1400	1900	1800
	Usable height		350	700	1050	1050	1400
C	Number of rear panels at front	Height 350*	1	2	3	3	3
		Height 350**	2	3	4	4	5
D	Number of rear panels at rear	Height 500	–	–	–	1	–

* Alternative variant: Power conduit cover plate 150 mm with a rear panel 200 mm.

** Alternative variant: Rear panel with integrated cable duct.

Cover for combined rear power panel



Rear view
closed power channel



Front view
closed power channel

Module width mm	665	750	1000	1330	1500	2000
Art. no.	89.995.+++	89.996.+++	89.997.+++	89.998.+++	89.999.+++	90.000.+++

Carriers, cantilevers, rear panels



Support pillar for mounting on workbench substructure

Scope of delivery: 1 unit.

Height mm	Usable height mm	Art. no.
700	350	89.225.+++
1050	700	89.226.+++
1400	1050	89.227.+++
1800	1400	89.228.+++
1900	1050	89.229.+++



Guide rail

Only necessary for workbench leg assembly. Scope of delivery: 1 pair.

Width mm	665	750	1000	1330	1500	2000	2500	3000
Art. no.	-	-	89.140.+++	-	89.141.+++	89.142.+++	89.143.+++	89.144.+++



Supporting traverse

Stabilisation of the workbench top for greater load capacity. Retrofittable for solutions with workbench leg assemblies only.


For top width mm	Art. no.
2000	89.155.+++
2500	89.156.+++



TWIN link

is required for top depth 800 mm to fasten a universal structure to a drawer cabinet or workbench leg assembly. For each drawer cabinet, 2 or 1 units required per workbench leg assembly.

Art. no.
51.902.+++



Rear panels

Module width mm	665	750	1000	1330	1500	2000	2500
Height mm							
Plain	200	89.031.+++	89.032.+++	89.033.+++	89.034.+++	89.035.+++	89.036.+++
	350	89.043.+++	89.044.+++	89.045.+++	89.046.+++	89.047.+++	89.048.+++
	500	89.049.+++	89.050.+++	89.051.+++	89.052.+++	89.053.+++	89.054.+++
Perforated	200	89.025.+++	89.026.+++	89.027.+++	89.028.+++	89.029.+++	89.030.+++
	350	89.037.+++	89.038.+++	89.039.+++	89.040.+++	89.041.+++	89.042.+++
	500	89.113.+++	89.114.+++	89.115.+++	89.116.+++	89.117.+++	89.118.+++

Support pillars for mounting onto countertops

The support pillars are available in five different heights and must be screwed directly onto the top surface on site using the fastening material provided. Capacity 100 kg. Model: Steel profile, perforated on four sides in increments of 50 mm for attaching the superstructure components with minimum use of screws. Colour: as per colour chart. Only suitable for mounting on countertops made from beechwood and multiplex. Plate thickness min. 40 mm.



Pillar height mm	Left	Centre	Right
350	89.423.+++	89.420.+++	89.424.+++
500	343.328.+++	344.108.+++	343.327.+++
700	89.425.+++	89.421.+++	89.426.+++
1050	89.952.+++	89.954.+++	89.953.+++
1400	89.427.+++	89.422.+++	89.428.+++



Support bracket

To provide additional stability for the support pillars on the countertop. Mandatory from pillar heights of 1400 mm. Model: Sheet steel. Colour: as per colour chart.

	Art. no.
Left	89.433.+++
Right	89.434.+++



Cantilever

	Art. no.
Simple	89.232.+++
Double-sided	89.233.+++



Equipment rail

For attaching to the cantilever.

Module width mm	665	750	1000	1330	1500	2000	2500
Art. no.	89.240.+++	89.241.+++	89.242.+++	89.244.+++	89.245.+++	89.246.+++	89.247.+++



Lighting support

For attaching to the cantilever.

Module width mm	665	750	1000	1330	1500	2000	2500
Art. no.	89.234.+++	89.235.+++	89.236.+++	89.237.+++	89.238.+++	89.239.+++	–



Carriage for component rails

Carriage for accommodating cable winches and tools. With four high-quality ball bearings including two end stops for restricting the travel path. Load capacity 5 kg. Screw fixtures included. Specification: Steel structure, bright galvanised finish.

	Art. no.
Carriage including two end stops for restricting the travel path	89.452.000

Power supply

Rear power panels and housings



Rear panels
Height 150 mm
for hanging in the support
pillars.



Housing
Height 150 mm
for direct mounting on the
countertop.



Cable trough
Height 350 mm
for cleanly routed
cable storage.



Please note:
All power elements
must be wired on site.

Rear power panel for power modu- les

Module width mm	665	750	1000	1330	1500	2000
Layout						
Number of power modules	2	3	4	5	6	8
Art. no	89.014.+++	89.015.+++	89.016.+++	89.017.+++	89.018.+++	89.019.+++

Rear power panel for power modu- les and elements

Module width mm	665	750	1000	1330	1500	2000
Layout						
Number of power modules	1	2	3	4	4	6
Number of power elements	1	1	1	1	3	3
Art. no	90.021.+++	90.022.+++	90.023.+++	90.024.+++	89.020.+++	89.021.+++

Housing

Module width mm	665	750	1000	1330	1500	2000
Art. no	90.025.+++	90.026.+++	89.002.+++	90.027.+++	89.004.+++	89.005.+++

Cable trough

Module width mm	665	750	1000	1330	1500	2000
Art. no	89.055.+++	89.056.+++	89.057.+++	89.058.+++	89.059.+++	89.060.+++

Power and connection cables



System socket power cable

Simple and quick electrical installation via 3-pin
connector system. Length: 3 m.

CH (type J)	89.544.000
Schuko (type F)	89.545.000
FR (type E)	89.545.000
GB (type G)	89.546.000



Intermediate coupling

For interlinking power modules 1–4 and 6.
Power modules which are not mounted
next to one another are connected via a
connection cable. Colour: black.



I type	89.552.000
T type	89.551.000



Connection cable

3-pin connector system with socket and plug.

0.5 m	89.547.000
1 m	89.548.000
2 m	89.549.000
3 m	89.550.000



Cable routing clip

Set 8 ×	89.024.000
---------	-------------------



Power modules



Power module 1
1 × switch
1 × socket outlet
230 V



Power module 1 type CH
1 × overcurrent protection (thermal fuse 10 A)
1 × switch



Power module 2
2 × socket 230 V



Power module 3
1 × single-pin circuit breaker, 16 A (CH: 10 A)



Power module 4
1 × FI safety switch 25 A/30 mA



Power module 6
Emergency stop button

				89.541.000	89.540.000
CH (type J)		89.598.000	89.530.000	89.579.000	
Schuko (type F)	89.535.000		89.531.000	89.542.000	
FR (type E)	89.536.000		89.532.000	89.542.000	
GB (type G)	89.537.000		89.533.000		



Blind cover
for subsequent addition of power modules



Power module 7
2 × 2 RJ45 network sockets, without network cable, plug + play, cat 6



Power module 8
2 × DN7 compressed air connections, input: DN5 plug-in nipple, output: DN5 quick-release coupling



Power module 9
1 × socket outlet 230 V
1 × USB-C



Power module 10
1 × socket outlet 230 V
2 × RJ45, without network cable, plug + play, cat 6



Power module 11
1 × overcurrent protection (thermal fuse 10 A)
1 × socket outlet 230 V

	89.543.000	89.538.000	89.539.000		
CH (type J)				89.455.000	89.388.000
Schuko (type F)				89.456.000	89.381.000
FR (type E)				89.457.000	89.382.000
GB (type G)				89.458.000	89.383.000

Power elements



Emergency stop switch*
(Switching via the contactor)




400 V 16 A socket **



Compressed air connection*
(In: G3/8" – Out: G 1/2")



Blind adapter plate



CEE 240 V socket*

89.100.000	89.090.000	89.105.000	89.088.000	CH	89.101.000
				Schuko	89.102.000
				FR	89.103.000
				GB	89.104.000

* Incl. adapter plate.

** Direct mounting, without adapter plate.

When using the emergency stop switch, 400 V socket or CEE 240 V, a protective cover on the rear must be fitted on site, Art. no. 89.107.000.

Swivel arms



Swivel arm fixing device

To support the swivel arm elements directly on the support pillar or perforated rear panel. Model: steel. Colour: RAL 7035 Light grey. Table frame holder galvanised.

Fixing to:	 kg	Art. no.
Perforated rear panel	25	89.159.000
Support pillar	25	89.158.000



Module frame for swivel arm

Welded tubular steel frame with 4-sided perforation, 50 mm apart, and steel axis for attachment to the swivel arm element. Load capacity: 25 kg. Model: sheet steel. Colour: RAL 7035 pale grey.


Model with:	Width mm	Height mm	Depth mm	Art. no.
1 rear panel	665	350	65	65.350.000
2 adjustable shelves*	665	350	265	65.351.000
2 swivel shelves	665	350	424	65.353.000
3 container strips	665	350	90	65.352.000

* Depth of adjustable shelf 200 mm



Swivel shelf for swivel arm

With steel axis for attachment to the swivel arm element and stop bar on both sides. Tilt angle can be continuously adjusted by up to 30°. Model: sheet steel. Colour: RAL 7035 pale grey.

Width mm	Height mm	Depth mm	 kg	Art. no.
300	72	426	25	65.354.000



TFT monitor holder

For attaching flat screens with a VESA base plate. Hole pattern 75 × 75 mm or 100 × 100 mm. Simple adaptation with ball joint.

Specification	Width mm	Height mm	Depth mm	Art. no.
For swivel arm	180	130	96	89.161.000
For perforated rear panel	137	130	96	89.162.000



Keyboard support

For mounting on the monitor holder. Model: Sheet steel. Colour: Light grey, RAL 7035.

Specification	Width mm	Height mm	Depth mm	Art. no.
For TFT monitor holder	600	243	275	89.163.000
For perforated rear panel	600	70	50	89.164.000

Accessories

Container strips


For attaching storage containers, sizes 2, 3 and 4. Can be attached to the support pillars without screws. Max. load capacity 15 kg. Model: sheet steel. Colour: as per colour chart.



Module width mm	665			750			1000			1330			1500			2000		
Height 85 mm	65.234.+++			89.460.+++			65.085.+++			65.235.+++			89.461.+++			89.462.+++		
Container size	2	3	4	2	3	4	2	3	4	2	3	4	2	3	4	2	3	4
Number of containers	6-12	6	4	7-14	7	5	9-18	9	6	12-24	12	18	14-28	14	10	19-38	19	13

Adjustable shelves, plain or slotted

The adjustable shelves are equipped with a stop bar on one long side and can be mounted either with the stop bar at the front or rear. They are attached to the support pillars with two brackets without screws (horizontally or inclined 15°). Load capacity 50 kg. Base height 25 mm plus 17 mm stop bar. Slotted adjustable shelves with slotted partition 15 mm apart for subdividing with dividers. Brackets included. Model: sheet steel. Colour: as per colour chart.



	Module width mm	665	750	1000	1330	1500	2000
Model	Depth mm						
Plain	300	65.258.+++	89.901.+++	65.132.+++	65.264.+++	89.843.+++	89.844.+++
	350	89.845.+++	89.902.+++	89.903.+++	89.846.+++	89.847.+++	89.848.+++
Slotted	300	89.822.+++	89.823.+++	89.824.+++	89.825.+++	89.826.+++	89.827.+++
	350	89.828.+++	89.829.+++	89.830.+++	89.831.+++	89.832.+++	89.833.+++

Description:

Socket strip
with sockets 230 V



Connector type	On/Off switch	Socket outlets	Art. no.
D / Schuko	●	4	89.170.000
CH	●	4	89.171.000
F	●	4	89.172.000
GB	●	4	89.173.000



Lighting

LED Comfort+

LED workstation lamp

The workstation lamp is mounted on the lighting support. With On/Off switch and Wieland power connector GST-18. Infinitely dimmable. Glare suppression: structured screen. Colour temperature: neutral white 5000 K. Colour reproduction: Ra > 80. Description: aluminium housing, colourless anodised. Including fastening material. Excluding power and connecting cable. A Waldmann development.



Length mm	Power W	Luminous flux lm	max. illuminance lx*	System connection GST-18	Installation	Art. no.
450	15	1100	499	Input	-	89.265.000
900	35	3000	1279	Input/Output	-	89.266.000
1500	63	5000	1770	Input/Output	-	89.267.000

LED side lamp

The side lamp can be mounted on the support pillar or perforated rear panels. With On/Off switch and Wieland power connector GST-18. Infinitely dimmable. Glare suppression: structured screen. Colour temperature: neutral white 5000 K. Colour reproduction: Ra > 80. Description: aluminium housing, colourless anodised. Including fastening material. Excluding power and connecting cable. A Waldmann development.



Length mm	Power W	Luminous flux lm	max. illuminance lx*	System connection GST-18	Installation	Art. no.
450	15	1100	499	Input	right	89.268.000
450	15	1100	499	Input	left	89.269.000



LED Comfort

LED workstation lamp

The workstation lamp is connected to the lighting support. With On/Off switch and Wieland power connector GST-18. Colour temperature: neutral white 5000 K. Colour reproduction: Ra > 80. Description: PVC plastic housing, white including fastening material. Excluding power and connecting cable.



Length mm	Power W	Luminous flux lm	max. illuminance lx*	System connection GST-18	Art. no.
450	10	1000	367	Input	89.272.000
900	30	3000	1073	Input/Output	89.273.000
1500	50	5000	1904	Input/Output	89.274.000

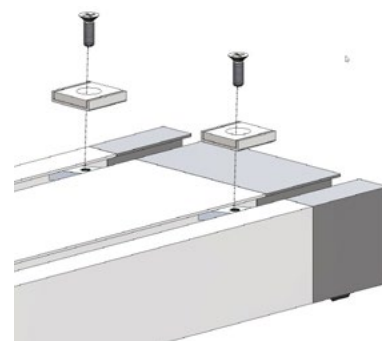
LED side lamp

The side lamp can be mounted on the support pillar or perforated rear panels. With On/Off switch and Wieland power connector GST-18. Colour temperature: neutral white 5000 K. Colour reproduction: Ra > 80. Description: PVC plastic housing, white including fastening material. Excluding power and connecting cable.



Length mm	Power W	Luminous flux lm	max. illuminance lx*	System connection GST-18	Art. no.
450	10	1000	367	Input	89.275.000

*Measuring field: 100 × 100 cm / measuring distance: 100 cm



Magnetic holder

For LED Comfort and LED Comfort +.

Art. no.

Practical accessory for fastening the LED Comfort and LED Comfort + workstation lighting with magnet onto or under the cabinets. Contents: 4 enclosed magnets incl. fastening material

89.262.000

Assembly trolleys

The variable transport unit for maximum flexibility

- Can be fitted on one or both sides.
- Screw-free attachment of rear panels, adjustable shelves or container strips using support pillars.
- Side frame consisting of 1 crossbar, 1 shelf and 2 support pillars, steel profile (60 × 30 mm), perforated on 4 sides, 50 mm divisions.
- Surface treatment: Dove blue NCS S 4040-R70 B or in line with colour chart.
- 4 swivel castors, 2 locking devices, Ø 100 mm, rubber, castor housing: Sheet steel galvanised chromated.
- Capacity max. 250 kg.
- The assembly trolley is fitted with a push handle.



The assembly trolley can optionally be equipped with:

- **Perforated rear panels**
The upper part of the support pillars can be assembled partially or completely with rear panels. All rear panels can be attached to the support pillars without screws. Rear panels, perforated with square perforations 10 × 10 mm, 38 mm division and slots 380 mm apart.
- **Container strips**
To hold size 2, 3 and 4 storage containers, can be attached to the support pillars without screws. Max. load capacity 15 kg. Description: Sheet steel.
- **Plain adjustable shelves with side panel**
Prevents cargo from falling out, adjustable shelves can be attached either with stop rail at the front or rear, horizontal or inclined 15 degrees, capacity 50 kg, floor height 25 mm + 17 mm stop rail, incl. 2 brackets and securing device, description: Sheet steel.
- **Slotted adjustable shelves**
Are fitted with a stop rail on one long side, 15 mm slotted partition, for subdivision with dividers, horizontally or inclined 15 degrees, capacity 50 kg, floor height 25 mm + 17 mm stop rail, incl. 2 brackets, description: Sheet steel.

Assembly trolleys

Width **715** × depth **710** × height **1600** mm

Equipment

- **Freedom:** 4 pegboards on the front/back.
- **Bully:** 1 pegboard, 2 adjustable shelves (D: 300 mm), 2 drawers (H: 150 mm).

Freedom

Art. No.

53.514.+++

Bully

53.568.+++

Info: Castor load capacity max. 250 kg.
For pegboard accessories see p. 122-123.



Mobile Workstation

The workstation for unrestricted work



The mobile workstation can optionally be equipped with:

- **Cabinet housing**
made of a sturdy, high-grade welded steel structure with 25 mm mounting support spacing.
- **Central locking system with single-drawer blocking system**
Anti-tilting device and starting lock as standard.
- **The superstructures**
Are made of a 40 mm multi-plex panel, two side-mounted push handles and a perforated rear panel (W 750 × H 700 mm) with 100 kg load capacity, goods are delivered undismantled.
- **Drawer pull-outs**
With POM (polyoxymethylene) castors ensure that the drawers run more smoothly than on steel castors, but provide the same mechanical characteristics.
- **Always comes with full extension runner**
Full extension runner, 75 kg load capacity.
- **Handles**
With continuous, large labelling area.
- **Easily moved thanks to 2 solid rubber trestle and steering castors**
100 mm diameter, castors with locking brakes, load capacity 400 kg.
- **Powder-coated surface**
Available in 15 standard colours, including two-tone, at no extra charge.

Mobile Workstation

Width **805** × depth **695** × height **1673** mm

Fittings

- Drawer load capacity: 75 kg.
- Total load capacity: 400 kg.
- 100% full extension.

1 drawer: 1 × 150 mm

2 drawers: 2 × 100 mm, 1 door: 500 mm

Art. No.

53.120.++

53.121.++



Note: The rear panel is delivered undismantled.



Computer cabinets

Compact design and ideal use of space

- Housing with 25 mm mounting support spacing.
- Lockable hinged doors thanks to simultaneous cylinder locks, incl. 2 keys.
- Keyboard shelf incl. tray for mouse shelf.
- Monitor compartment with acrylic glass or glass pane.
- Fan including filter mat as protection against dust and overheating in line with IP54.
- Supply strip with multiple socket outlet and main switch.
- Cable entry.



"BASIC" computer cabinet

Width 750 × Depth 400 mm

Fittings

- 2 shelves, galvanised, load capacity 60 kg.
- 1 × 4-way power strip with main switch, 230 V.
- 1 hinged door with plexiglass viewing window and cable access as well as chrome-plated turn-lock fastener: 480 × 340 mm (W × H).
- Folding keyboard shelf with fold-out mouse shelf: 480 × 340 mm (W × H), load capacity 5 kg.

Description	Height mm	Art. no. CH	Art. no. DE / AT / NL	Art. no. FR / BE
Stationary	1800	82.469.+++	82.482.+++	82.470.+++
Mobile	1900	82.472.+++	82.483.+++	82.473.+++

Computer cabinet "Small Combi"

Width 605 × Depth 725 × Height 1600 mm

Fittings

- Monitor compartment with 4 mm thick glass panel (suitable for monitors up to 21 inch).
- Internal dimensions of monitor compartment: 545 × 660 × 525 mm (W × D × H).
- 1 pull-out shelf, usable dimensions: 430 × 600 mm (W × D), load capacity 75 kg.
- 1 shelf, load capacity 75 kg.
- Keyboard drawer (100 mm) incl. tray for mouse shelf (dove grey, NCS S 4502-B).
- 1 hinged door.

Plug type	Socket outlets	Art. no.
CH	1 × 5-compartment	84.836.+++
DE / AT / NL	1 × 5-compartment	84.837.+++
FR / BE	1 × 5-compartment	84.838.+++
GB / IR	1 × 4-compartment	84.839.+++





Computer cabinet "Desktop"

Width **805** × Depth **725** × Height **1600** mm

Fittings

- Monitor compartment with 3 mm thick acrylic glass pane: 535 × 375 mm (W × D).
- Internal dimensions of monitor compartment: 735 × 660 × 525 mm (W × D × H).
- 1 pull-out shelf, usable dimensions: 700 × 600 mm (W × D), load capacity 75 kg.
- 1 shelf, load capacity 75 kg.
- Keyboard drawer (100 mm), load capacity 75 kg.
- 2 hinged doors.

Plug type	Socket outlets	Art. no.
CH	1 × 5-compartment	81.729.+++
DE/AT/NL	1 × 5-compartment	84.843.+++
FR/BE	1 × 5-compartment	84.844.+++
GB/IR	1 × 4-compartment	84.845.+++



Computer cabinet "Tower"

Width **805** × Depth **725** × Height **1600** mm

Fittings

- Monitor compartment with 3 mm thick acrylic glass pane: 535 × 375 mm (W × D).
- Internal dimensions of monitor compartment: 735 × 660 × 525 mm (W × D × H).
- 1 pull-out shelf with shelf, usable dimensions: 430/250 × 600 mm (W × D), load capacity 75 kg.
- 1 shelf, load capacity 75 kg.
- Keyboard drawer (100 mm), load capacity 75 kg.
- 2 hinged doors.

Plug type	Socket outlets	Art. no.
CH	1 × 5-compartment	84.846.+++
DE/AT/NL	1 × 5-compartment	84.847.+++
FR/BE	1 × 5-compartment	81.730.+++
GB/IR	1 × 4-compartment	84.849.+++

i Optionally available

	Dimensions mm (W × D × H)	Art. no.
Add-on table	1500 × 700 × 840	84.840.+++
Shelf for "Small Combi"	-	81.963.000
Shelf for "Desktop" or "Tower"	-	81.995.000



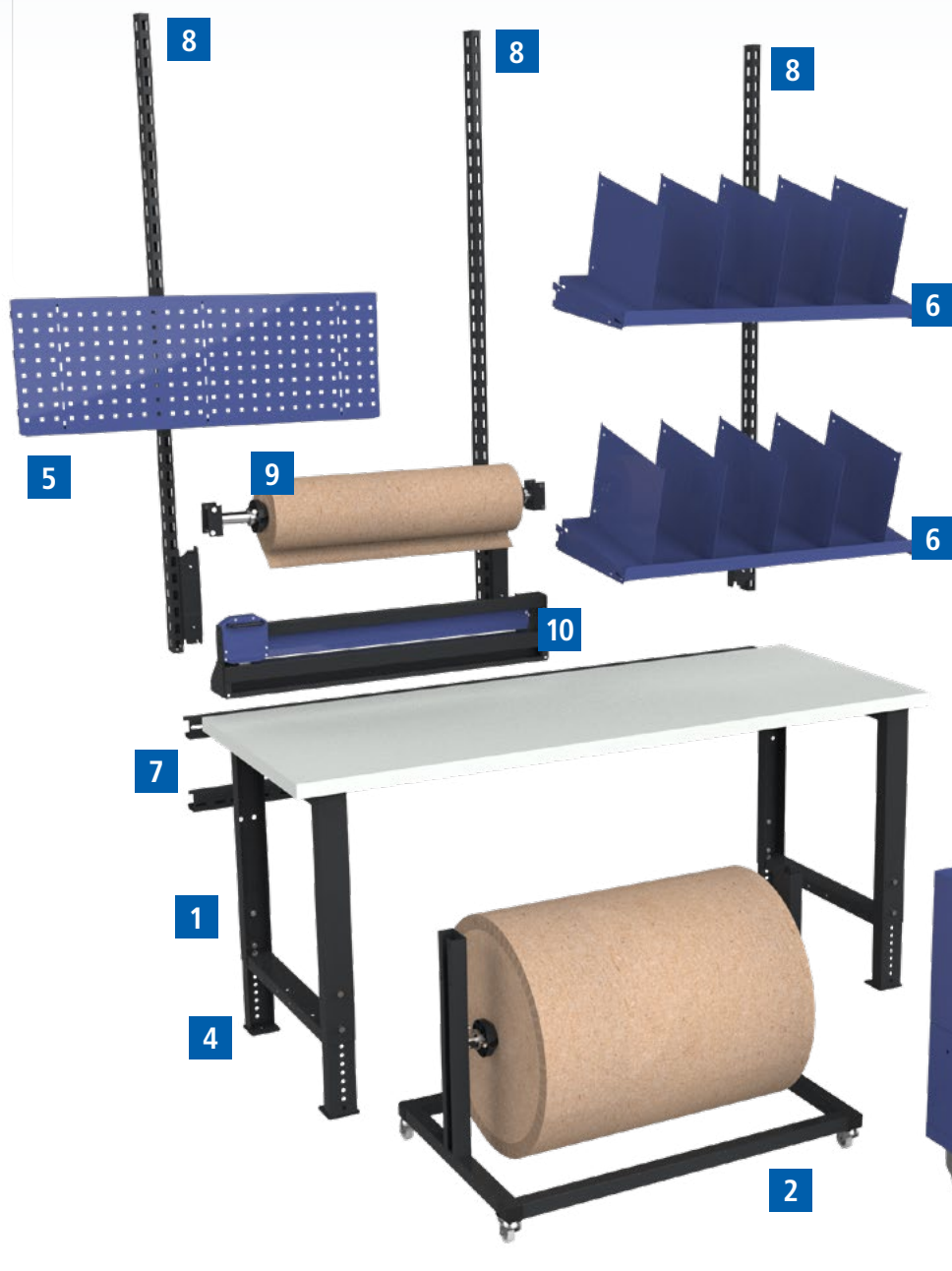
Art. no. **84.837.501**
(excl. monitor)
+ **84.840.876**
(add-one table)

>> For further cabinet accessories, see page 25.
Partition material from page 120.

Packing tables – PackMobil

Ideal for dynamic packaging processes

- Modular design – individual adaptation also possible retrospectively.
- Focus on ergonomics – everything within reach.
- Space-saving and well-organised storage.
- Quick and simple assembly – separate components must be assembled using the supplied screws.
- Full mobility – when fitted with castors for mobile applications at different workstations.



The flexibility to adapt and optimum working conditions ensure a simple and efficient process for packing goods for dispatch.

- !** **Note**
Load-bearing capacity per table 250 kg with evenly distributed load.
- »** Further accessories for the packing tables can be found on page 116.

1	Basic packing table model	55.786.200	6	Adjustable shelf	89.834.876
2	Trolley under workbench	54.341.000	7	Support rail pair	89.142.200
3	Roller container for material/waste	51.882.876	8	Support pillar	89.228.200
4	Leg incl. height adjustment	43.231.200	9	Paper roll holder	52.981.200
5	Perforated rear panel	89.040.876	10	Add-on cutting tool	52.577.000





Art. no. **55.793.200**
PackMobil 010
Anthracite grey (RAL 7016)



Art. no. **55.795.503**
PackMobil 020
Anthracite grey (RAL 7016)
Dove blue (NCS 4040)



Art. no. **55.799.503**
PackMobil 030
Anthracite grey (RAL 7016)
Dove blue (NCS 4040)

Mobile packing tables

Description	Width mm	Depth mm	Height mm	Top thickness mm	Load capacity kg	Art. no.
PackMobil 010						
1 resin top (pale grey)						
2 workbench leg assemblies						
1 crossbar						
1 push handle						
4 nylon castors with brake (Ø 100 mm)						
	1500	800	740–1090	40	400	55.793.200
PackMobil 020						
2 support pillars (RAL 7016)						
2 adjustable shelves, slotted, D: 300 mm (NCS S 4040-R70 B)						
10 dividers, D × H: 300 × 300 mm (NCS S 4040-R70 B)						
1 drawer cabinet (2 × 150 mm, 75 kg)						
1 resin top (pale grey)						
2 workbench leg assemblies						
1 crossbar						
1 perforated rear panel						
1 push handle						
4 nylon castors with brake (Ø 100 mm)						
	1500	800	1790–2140	40	400	55.795.503
PackMobil 030						
2 support pillars (RAL 7016)						
2 adjustable shelves, slotted, D: 300 mm (NCS S 4040-R70 B)						
10 dividers, D × H: 300 × 300 mm (NCS S 4040-R70 B)						
1 paper roll holder, height-adjustable (20 kg)						
1 horizontal cutter incl. table bracket, cutting width 1000 mm						
1 drawer cabinet (2 × 150 mm, 75 kg)						
1 resin top (pale grey)						
2 workbench leg assemblies						
1 crossbar						
1 perforated rear panel						
1 push handle						
4 nylon castors with brake (Ø 100 mm)						
	1500	800	1790–2140	40	400	55.799.503



Art. no. **55.786.200**
PackFix 100
Anthracite grey (RAL 7016)



Art. no. **55.789.503**
PackFix 200
Anthracite grey (RAL 7016)
Dove blue (NCS S 4040-R70 B)



Art. no. **51.845.503**
PackFix 300
Anthracite grey (RAL 7016)
Dove blue (NCS S 4040-R70 B)

Stationary packing tables

Description	Width mm	Depth mm	Height mm	Top thickness mm	Load capacity kg	Art. no.
PackFix 100 1 resin top (similar to RAL 7035) 2 workbench leg assemblies 1 support crossbar	2000	800	740–1090	40	400	55.786.200
PackFix 200 1 resin top (pale grey) 2 workbench leg assemblies (RAL 7016) 1 pair of support rails (RAL 7016) 3 support pillars (RAL 7016) 1 perforated rear panel, W × H 665 × 350 mm (NCS S 4040-R70 B) 1 perforated rear panel, W × H 1330 × 350 mm (NCS S 4040-R70 B) 2 slotted adjustable shelves, W × D 665 × 400 mm (NCS S 4040-R70 B) 10 dividers, D × H 400 × 250 mm (NCS S 4040-R70 B) 1 paper roll holder, height-adjustable (20 kg) 1 horizontal cutter incl. table bracket, cutting width 1000 mm	2000	800	1790–2140	40	400	55.789.503
PackFix 300 1 resin top (pale grey) 2 workbench leg assemblies (RAL 7016) 1 pair of support rails (RAL 7016) 2 support pillars (RAL 7016) 3 perforated rear panels, W × H 2000 × 350 mm (NCS S 4040-R70 B) 2 slotted adjustable shelves, W × D 2000 × 400 mm (NCS S 4040-R70 B) 10 dividers, D × H 400 × 250 mm (NCS S 4040-R70 B)	2000	800	1790–2140	40	400	51.845.503



Art. no. **55.787.503**
PackFix 400
Anthracite grey (RAL 7016)
Dove blue (NCS S 4040-R70 B)



Art. no. **51.826.503**
PackFix 500
Anthracite grey (RAL 7016)
Dove blue (NCS S 4040-R70 B)



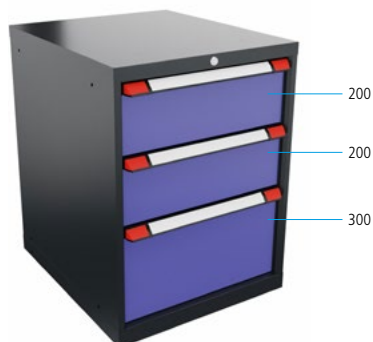
Art. no. **55.788.503**
PackFix 600
Anthracite grey (RAL 7016)
Dove blue (NCS S 4040-R70 B)

Description	Width mm	Depth mm	Height mm	Top thickness mm	Load capacity kg	Art. no.
PackFix 400						
1 resin top (pale grey)						
2 workbench leg assemblies (RAL 7016)						
1 pair of support rails (RAL 7016)						
2 support pillars (RAL 7016)						
1 perforated rear panel, W × H 2000 × 350 mm (NCS S 4040-R70 B)	2000	800	1790–2140	40	400	55.787.503
1 adjustable shelf, slotted, W × D 2000 × 400 mm (NCS S 4040-R70 B)						
10 dividers, D × H 400 × 250 mm (NCS S 4040-R70 B)						
1 cutting stand under workbench, cutting width 750 mm						
1 stationary drawer cabinet, 3 drawers (2 × 200.1 × 100) 75 kg (RAL7016/NCS S 4040-R70 B)						
PackFix 500						
1 resin top (pale grey)						
2 workbench leg assemblies (RAL 7016)						
1 pair of support rails (RAL 7016)						
2 support pillars (RAL 7016)						
1 perforated rear panel, W × H 2000 × 350 mm (NCS S 4040-R70 B)	2000	800	1790–2140	40	400	51.826.503
1 adjustable shelf, slotted, W × D 2000 × 400 mm (NCS S 4040-R70 B)						
10 dividers, D × H 400 × 250 mm (NCS S 4040-R70 B)						
1 cutting stand under workbench, cutting width 750 mm						
1 rollboy, 3 drawers (2 × 150.1 × 200) 75 kg (RAL7016/NCS S 4040-R70 B)						
PackFix 600						
1 resin top (pale grey)						
2 workbench leg assemblies (RAL 7016)						
1 pair of support rails (RAL 7016)						
2 support pillars (RAL 7016)						
1 perforated rear panel, W × H 2000 × 350 mm (NCS S 4040-R70 B)	2000	800	1790–2140	40	400	55.788.503
1 adjustable shelf, slotted, W × D 2000 × 300 mm (NCS S 4040-R70 B)						
1 adjustable shelf, slotted, W × D 2000 × 400 mm (NCS S 4040-R70 B)						
10 dividers, D × H 400 × 250 mm (NCS S 4040-R70 B)						
1 hanging drawer cabinet, 1 drawer (1 × 150) 75 kg (RAL7016/NCS S 4040-R70 B)						

Accessories for packing tables

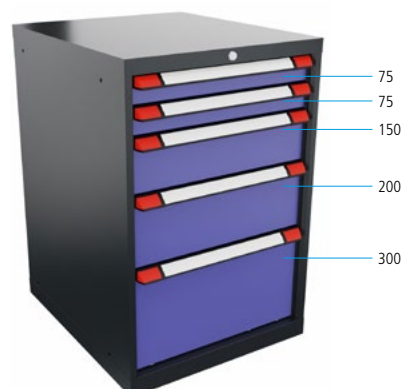
Width **605** × Depth **695** mm

3 drawers




Height mm	Colour	kg	Art. no.
800	Anthracite grey (RAL 7016) Dove grey (NCS S 4040-R70 B)	75	54.323.503

5 drawers



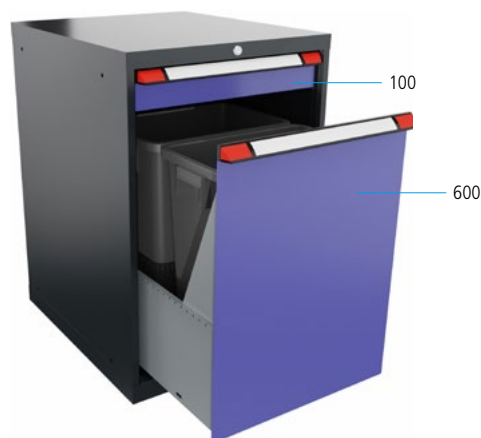
Height mm	Colour	kg	Art. no.
900	Anthracite grey (RAL 7016) Dove grey (NCS S 4040-R70 B)	75	82.590.503

1 drawers



Height mm	Colour	kg	Art. no.
800	Anthracite grey (RAL 7016) Dove grey (NCS S 4040-R70 B)	75	51.814.503

2 drawers



Height mm	Colour	kg	Art. no.
900	Anthracite grey (RAL 7016) Dove grey (NCS S 4040-R70 B)	75	51.824.503

3 drawers



Height mm	Colour	kg	Art. no.
792	Anthracite grey (RAL 7016) Dove grey (NCS S 4040-R70 B)	75	84.420.503

4 drawers




Height mm	Colour	kg	Art. no.
892	Anthracite grey (RAL 7016) Dove grey (NCS S 4040-R70 B)	75	51.608.503

Add-on cutting tool

For easy mounting on the edge of the table top, incl. fastening material.

Cutting width mm	Width mm	Depth mm	Height mm	Art. no.
750	1000	150	225	52.576.000
1000	1250	150	225	52.577.000
1250	1500	150	225	52.578.000



Trolley under workbench

For castors up to Ø 750 mm, castor weight max. 150 kg, with 4 swivel castors and 2 brake mechanisms.

Cutting width mm	Width mm	Depth mm	Height mm	Art. no.
750	1000	650	790	54.341.000



Vertical cutting stand

For castors up to Ø 700 mm, castor weight up to max. 150 kg, with 2 fixed castors.

Cutting width mm	Width mm	Depth mm	Height mm	Art. no.
500 – 1250	910	800	1660	52.291.000
500 – 1600	910	800	2010	52.299.000



Horizontal double cutting stand

For castors up to Ø 750 mm, castor weight up to max. 150 kg, 50 mm mounting spacing.

Cutting width mm	Width mm	Depth mm	Height mm	Art. no.
750	1000	890	1565	52.304.000



Cutting tool under workbench

For castors up to Ø 750 mm, castor weight up to max. 150 kg, outlet height 640 mm, with 4 swivel castors and 2 braking mechanisms.


Cutting width mm	Width mm	Depth mm	Height mm	Art. no.
750	1000	800	790	52.437.000



Accessories for cutting tool

Description

	Art. no.
Cutting trolley without knife	56.705.000
Knife for cutting trolley, round, 60 × 0.35 mm	56.676.000



» Further accessories for the rear panels can be found on page 122.


» LED – workstation lighting, page 106.

Partition material





- + Tremendous design diversity and modularity with preconfigured sets and freely combinable separate components
- + Quick and simple installation thanks to slotted grids for holding and fastening partition material
- + Professional labelling with the free *THUR* Script labelling software for labels
- + Perfect organisation of stored goods
- + Optimum use of space



Drawer sets	120
Perforated wall hooks and hook sets	122
Separate components	124
Storage containers	126



Practical drawer sets



Width 605 × depth 695 mm

Usable deminsions: Width 500 × depth 600 mm.

Sets of troughs

4 troughs 2 units / 73 mm	8 partition walls 73 mm
8 troughs 2 units / 48 mm	16 partition walls 48 mm
4 troughs 4 units / 36 mm	16 partition walls 36 mm

for front hight mm	Art. no.
50 / 75	56.157.000
Label set – 40 sections	55.979.000

8 troughs 2 units / 48 mm	15 partition walls 48 mm
8 troughs 2 units / 36 mm	15 partition walls 36 mm

50 / 75	56.158.000
Label set – 30 sections	55.977.000

Insert box sets

6 insert boxes 100 × 100	12 insert boxes 100 × 200
50	56.159.000
75	56.160.000
100 / 125	56.161.000
Label set – 18 sections	55.996.000

15 insert boxes 100 × 200	
50	56.162.000
75	56.163.000
100 / 125	56.164.000
Label set – 15 sections	55.994.000

Partition walls sets

7 lengthways partition walls	12 horizontal partition walls 50
	4 horizontal partition walls 100
75	56.170.000
100 / 125	56.171.000
Label set – 16 sections	55.995.000

4 lengthways partition walls	10 horizontal partition walls 100
75	56.172.000
100 / 125	56.173.000
150	56.174.000
Label set – 10 sections	55.990.000

3 lengthways partition walls	4 horizontal partition walls 100
	4 horizontal partition walls 150
75	56.175.000
100 / 125	56.176.000
150	56.177.000
200 / 250	56.178.000
Label set – 8 sections	55.989.000

1 lengthways partition walls	2 horizontal partition walls 250
150	56.183.000
200 / 250	56.184.000
300 / 400	56.186.000
Label set – 2 sections	55.984.000

Width 805 × depth 695 mm

Usable deminsions: Width 700 × depth 600 mm.

Sets of troughs

4 troughs 2 units / 73 mm	4 partition walls 73 mm
4 troughs 2 units / 48 mm	10 partition walls 48 mm
4 troughs 3 units / 48 mm	16 partition walls 36 mm
8 troughs 4 units / 36 mm	

for front hight mm	Art. no.
50 / 75	56.204.000
Label set – 30 sections	55.977.000

4 troughs 2 units / 48 mm	10 partition walls 48 mm
8 troughs 3 units / 48 mm	10 partition walls 36 mm
8 troughs 4 units / 36 mm	

50 / 75	56.206.000
Label set – 20 sections	55.976.000

Insert box sets

18 insert boxes 100 × 100	12 insert boxes 100 × 200
50	56.209.000
75	56.210.000
100 / 125	56.211.000
Label set – 30 sections	56.004.000

21 insert boxes 100 × 200	
50	56.212.000
75	56.213.000
100 / 125	56.214.000
Label set – 21 sections	55.998.000

Partition walls sets

9 lengthways partition walls	18 horizontal partition walls 50
	8 horizontal partition walls 100
75	56.217.000
100 / 125	56.218.000
Label set – 26 sections	56.002.000

6 lengthways partition walls	14 horizontal partition walls 100
75	56.219.000
100 / 125	56.220.000
150	56.221.000
Label set – 14 sections	55.993.000

4 lengthways partition walls	3 horizontal partition walls 100
	8 horizontal partition walls 150
75	56.222.000
100 / 125	56.223.000
150	56.224.000
200 / 250	56.225.000
Label set – 11 sections	55.991.000

2 lengthways partition walls	1 horizontal partition wall 200
	2 horizontal partition walls 250
150	56.230.000
200 / 250	56.231.000
300 / 400	56.233.000
Label set – 3 sections	55.985.000

Width 1005 × depth 695 mm

Usable deminutions: Width 900 × depth 600 mm.

Sets of troughs

8 troughs 2 units / 73 mm	10 partition walls 73 mm
8 troughs 3 units / 48 mm	10 partition walls 48 mm
8 troughs 4 units / 36 mm	10 partition walls 36 mm

for front height mm	Art. no.
50 / 75	56.242.000
Label set – 30 sections	55.977.000

12 troughs 3 units / 48 mm	10 partition walls 48 mm
12 troughs 4 units / 36 mm	10 partition walls 36 mm

50 / 75	56.243.000
Label set – 20 sections	55.976.000

Insert box sets

30 insert boxes 100 × 100	12 insert boxes 100 × 200
50	56.246.000
75	56.247.000
100 / 125	56.248.000
Label set – 42 sections	56.007.000

27 insert boxes 100 × 200	
50	56.249.000
75	56.250.000
100 / 125	56.251.000
Label set – 27 sections	56.003.000

Partition walls sets

11 lengthways partition walls	12 horizontal partition walls 50
	12 horizontal partition walls 100
75	56.262.000
100 / 125	56.263.000
Label set – 24 sections	56.000.000

8 lengthways partition walls	18 horizontal partition walls 100
75	56.264.000
100 / 125	56.265.000
150	56.266.000
Label set – 18 sections	55.996.000

6 lengthways partition walls	6 horizontal partition walls 100
	8 horizontal partition walls 150
75	56.267.000
100 / 125	56.268.000
150	56.269.000
200 / 250	56.270.000
Label set – 14 sections	55.993.000

3 lengthways partition walls	2 horizontal partition walls 200
	2 horizontal partition walls 250
150	56.275.000
200 / 250	56.276.000
300 / 400	56.278.000
Label set – 4 sections	55.986.000

Width 1205 × depth 695 mm

Usable deminutions: Width 1100 × depth 600 mm.

Sets of troughs

8 troughs 2 units / 73 mm	15 partition walls 73 mm
8 troughs 2 units / 48 mm	20 partition walls 48 mm
8 troughs 3 units / 48 mm	15 partition walls 36 mm
8 troughs 4 units / 36 mm	

for front height mm	Art. no.
50 / 75	56.300.000
Label set – 50 sections	55.980.000

8 troughs 2 units / 48 mm	20 partition walls 48 mm
12 troughs 3 units / 48 mm	20 partition walls 36 mm
12 troughs 4 units / 36 mm	

50 / 75	56.301.000
Label set – 40 sections	55.979.000

Insert box sets

42 insert boxes 100 × 100	12 insert boxes 100 × 200
50	56.303.000
75	56.304.000
100 / 125	56.305.000
Label set – 54 sections	56.011.000

33 insert boxes 100 × 200	
50	56.306.000
75	56.307.000
100 / 125	56.308.000
Label set – 33 sections	56.005.000




Partition walls sets

16 lengthways partition walls	36 horizontal partition walls 50
	15 horizontal partition walls 100
75	56.313.000
100 / 125	56.314.000
Label set – 51 sections	56.009.000

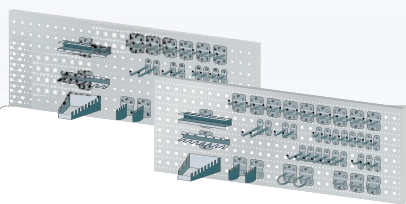
10 lengthways partition walls	22 horizontal partition walls 100
75	56.315.000
100 / 125	56.316.000
150	56.317.000
Label set – 22 sections	55.999.000

8 lengthways partition walls	10 horizontal partition walls 100
	12 horizontal partition walls 150
75	56.318.000
100 / 125	56.319.000
150	56.320.000
200 / 250	56.321.000
Label set – 22 sections	55.999.000

4 lengthways partition walls	3 horizontal partition walls 200
	2 horizontal partition walls 250
150	56.326.000
200 / 250	56.327.000
300 / 400	56.329.000
Label set – 5 sections	55.987.000

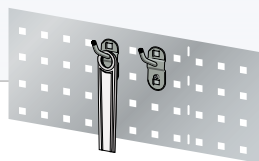


Perforated wall hooks and hook sets



Perforated wall hook sets

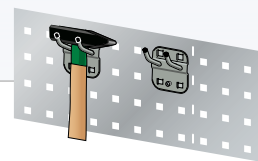
Specification	Art. no.
12 sections	45.270.000
18 sections	45.271.000
28 sections	45.272.000
40 sections	45.273.000



Tool holder, sloped

Sold in packs of 5.

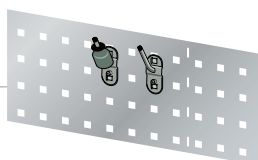
Length mm	Art. no.
50	45.274.000
100	45.275.000
150	45.276.000



Tool holder, sloped, double

Sold in packs of 5.

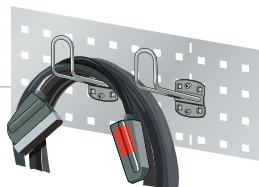
Length mm	Art. no.
35	45.301.000
50	45.302.000
75	45.303.000



Sloped hook

Sold in packs of 5.

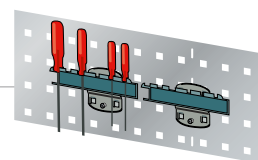
Length mm	Art. no.
14/40	45.277.000



Cable holder

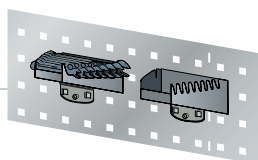
Sold in packs of 5.

Length mm	Art. no.
150	45.295.000



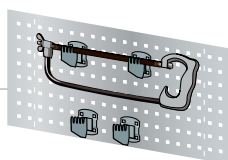
Screw driver holder

Specification	Art. no.
for 6 parts	45.296.000



Spanner holder

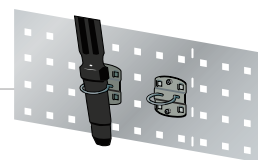
Specification	Art. no.
for 8 keys	45.298.000



Saw holder

Sold in packs of 2.

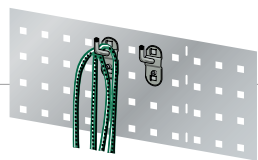
Ø mm	Art. no.
for 4 saws	45.299.000



Machine holder

Sold in packs of 5.

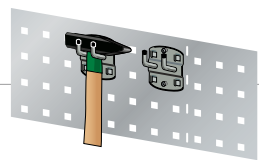
Ø mm	Art. no.
40	45.300.000



Tool holder, perpendicular

Sold in packs of 5.

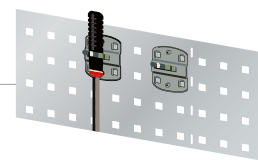
Specification	Length mm	Art. no.
single	35	45.278.000
single	75	45.279.000
single	125	45.280.000



Tool holder, perpendicular

Sold in packs of 5.

Specification	Length mm	Art. no.
double	35	45.281.000
double	50	45.282.000
double	75	45.283.000

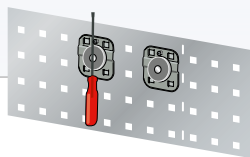


Tool clamp with large base plate

Sold in packs of 5.

Ø mm	Art. no.
25	45.289.000
28	45.290.000
32	45.291.000

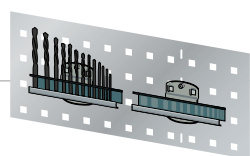
Note: The perforated wall hooks must be fixed in position using the fixture material included in the scope of delivery.



Magnetic holder

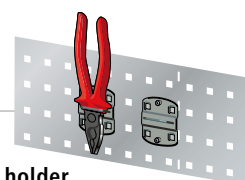
Sold in packs of 5.

Ø mm	Art. no.
40	44.345.000



Drill/ hex key holder

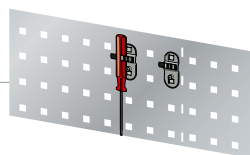
Specification	Art. no.
for 14 parts	45.297.000



Tongs holder

Sold in packs of 5.

Width mm	Art. no.
35	45.292.000
55	45.293.000
75	45.294.000



Tool clamp

Sold in packs of 5.

Ø mm	Art. no.
6	45.284.000
10	45.285.000
13	45.286.000
16	45.287.000
19	45.288.000

Hook set, 12-part

Art. no. 45.270.000

Description	Length/Ø	Qty. pcs.
Tool holder, inclined, single	100 mm	3
Tool holder, inclined, double	35 mm	3
Tool holder, vertical, single	35 mm	4
Pliers holder	35 mm	1
Machine holder	Ø 40 mm	1

Hook set, 18-part

Art. no. 45.271.000

Description	Length/Ø	Qty. pcs.
Inclined hook	14/40 mm	5
Tool holder, vertical, single	75 mm	2
Tool holder, vertical, double	35 mm	2
Tool holder, vertical, double	50 mm	1
Tool clamp	Ø 10 mm	2
Tool clamp	Ø 13 mm	1
Pliers holder	35 mm	2
Drill bit / Allen key holder for 14 parts		1
Spanner holder for 8 parts		1
Screwdriver holder for 6 parts		1

Hook set, 28-part

Art. no. 45.272.000

Description	Length/Ø	Qty. pcs.
Tool holder, inclined	50 mm	3
Tool holder, inclined	100 mm	3
Tool holder, vertical, single	35 mm	4
Tool holder, vertical, single	75 mm	2
Tool holder, vertical, single	125 mm	2
Tool holder, vertical, double	60 mm	6
Tool clamp	35 mm	2
Pliers holder	Ø 40 mm	1
Drill bit / Allen key holder for 14 parts		1
Spanner holder for 8 parts		1
Screwdriver holder for 6 parts		1
Saw holder for 4 saws		2

Hook set, 40-part


Art. no. 45.273.000

Description	Length/Ø	Qty. pcs.
Tool holder, inclined, single	50 mm	3
Tool holder, inclined, single	100 mm	6
Tool holder, vertical, single	75 mm	2
Tool holder, vertical, single	125 mm	2
Tool holder, vertical, double	35 mm	9
Tool holder, vertical, double	75 mm	8
Machine holder	Ø 40 mm	2
Pliers holder	35 mm	3
Drill bit/hex key holder for 14 parts		1
Spanner holder for 8 parts		1
Screwdriver holder for 6 parts		1
Saw holder for 4 saws		1

Partition material as separate components

Horizontal partitioning


Made from sheet steel. Sold in packs of 10.



for front height mm	Partition wall height mm	Width mm	Art. no.
50	35	50	44.350.000
75	45	50	44.351.000
100/125	75	50	44.352.000
50	35	100	44.353.000
75	45	100	44.354.000
100/125	75	100	44.355.000
150	125	100	44.356.000
200/250	175	100	44.357.000
300/400	275	100	44.358.000
50	35	150	44.359.000
75	45	150	44.360.000
100/125	75	150	44.361.000
150	125	150	44.362.000
200/250	175	150	44.363.000
300/400	275	150	44.364.000
50	35	200	44.365.000
75	45	200	44.366.000
100/125	75	200	44.367.000
150	125	200	44.368.000
200/250	175	200	44.369.000
300/400	275	200	44.370.000
50	35	250	44.371.000
75	45	250	44.374.000
100/125	75	250	44.375.000
150	125	250	44.376.000
200/250	175	250	44.377.000
300/400	275	250	44.378.000
50	35	300	44.379.000
75	45	300	44.380.000
100/125	75	300	44.381.000
150	125	300	44.382.000
200/250	175	300	44.383.000
300/400	275	300	44.384.000

Lengthways partitioning

made from sheet steel. Sold individually.



for front height mm	Partition wall height mm	Drawer depth mm	Art. no.
50	35	400	44.385.000
75	45	400	44.386.000
100/125	75	400	44.387.000
150	125	400	44.388.000
200/250	175	400	44.389.000
300/400	275	400	44.390.000
50	35	600	44.391.000
75	45	600	44.392.000
100/125	75	600	44.393.000
150	125	600	44.394.000
200/250	175	600	44.395.000
300/400	275	600	44.396.000


Spare parts for lengthways and horizontal partition walls

Sold in packs of 10.

Specification	Art. no.
Clips for widthways partition walls	56.362.000
Set of screws for lengthways partition walls	56.363.000

Plastic troughs

Height 27 mm. The tray components can be fitted together using lateral pins in any combination of quantities. Slots spaced 14 mm apart for subdivision with tray walls. Manufactured from plastic polypropylene, colour red.



Specification	Individual width mm	Width mm	Depth mm	Art. no.
trough – 2 sections	48	100	150	56.577.000
trough – 2 sections	70	153	153	100.156.000
trough – 3 sections	45	153	153	100.157.000
trough – 4 sections	33	153	153	100.158.000

Labelling for horizontal partition walls and plastic insert boxes

Sold in packs of 10.




Specification	Height mm	Width mm	Art. no.
Inscription holder set	14	50	44.306.000
Inscription holder set	14	30	44.307.000

Partition walls for plastic troughs

Sold in packs of 10.



Specification	Width mm	Art. no.
for trough – 2 sections	73	134.020.000
for trough – 3 sections	48	134.040.000
for trough – 4 sections	36	134.044.000



Plastic insert boxes

Made of polystyrene „Styron 485-71“, colour grey, high impact resistance, however only limited acid resistance.

for front height mm	Height mm	Width mm	Depth mm	Art. no.
50	30	100	100	56.595.000
75	55	100	100	56.597.000
100/125	80	100	100	56.599.000
50	30	200	100	56.596.000
75	55	200	100	56.598.000
100/125	80	200	100	56.600.000

Foam inserts

Colour: Black. Sold individually.



Thickness mm	Width mm	Depth mm	Art. no.
5	500	400	56.591.000
5	700	400	56.592.000
5	900	400	56.593.000
5	500	600	56.586.000
5	700	600	56.587.000
5	900	600	56.588.000
5	1100	600	56.589.000



Partition walls for plastic insert boxes

Made of metal galvanised.

For front height mm	Height mm	Width mm	Art. no.
50	30	95	44.303.000
75	55	95	44.304.000
100/125	80	95	44.305.000

Anti-slide mats

Colour: Anthracite. Sold individually.



Thickness mm	Width mm	Depth mm	Art. no.
5	500	400	56.610.000
5	700	400	56.611.000
5	900	400	56.612.000
5	500	600	56.605.000
5	700	600	56.606.000
5	900	600	56.607.000
5	1100	600	56.608.000




Milling cutter holder sets

made from ABS plastic. Colour: red.

for tool drill Ø mm	Ø mm	Height mm	Number	Art. no.
13	12,2	27	10	44.308.000
16	15,5	27	10	44.309.000
22	21,5	27	10	44.310.000
27	26,5	27	5	44.311.000
32	31,2	27	5	44.312.000
400	39,5	27	5	44.313.000
50	49,5	27	5	44.314.000

Punched-out foam inserts

Colour: Black. Sold individually.



Thickness mm	Width mm	Depth mm	Art. no.
10	500	600	56.628.000
10	700	600	56.619.000
10	900	600	56.630.000
10	1100	600	56.631.000
20	500	600	56.591.000
20	700	600	56.629.000
20	900	600	56.620.000
20	1100	600	56.621.000

Holding pins


Sold in packs of 10.



Specification	Height mm	Ø mm	front height mm	Art. no.
galvanised	27	7	50	44.315.000
galvanised	52	7	75	44.316.000
galvanised	77	7	100	44.317.000

Documents for punched-out foam inserts





Colour: Blue. Sold individually.







Thickness mm	Width mm	Depth mm	Art. no.
5	500	600	56.642.000
5	700	600	56.640.000
5	900	600	56.637.000
5	1100	600	56.638.000

Open-ended container





Size 2 | K6

Height mm	Width mm	Depth mm	Contents dm ³	Colour	Art. no.
50	101	90	0,3		83.100.000
50	101	90	0,3		83.101.000
50	101	90	0,3		83.102.000
50	101	90	0,3		83.103.000





Size 3 | K5

Height mm	Width mm	Depth mm	Contents dm ³	Colour	Art. no.
75,1	103	164	0,9		83.105.000
75,1	103	164	0,9		83.106.000
75,1	103	164	0,9		83.107.000
75,1	103	164	0,9		83.108.000





Size 4 | K4

Height mm	Width mm	Depth mm	Contents dm ³	Colour	Art. no.
125,1	149	231	2,7		83.110.000
125,1	149	231	2,7		83.111.000
125,1	149	231	2,7		83.112.000
125,1	149	231	2,7		83.113.000





Size 5Z | K3Z

Height mm	Width mm	Depth mm	Contents dm ³	Colour	Art. no.
149,7	210	329	7,5		83.115.000
149,7	210	329	7,5		83.116.000
149,7	210	329	7,5		83.117.000
149,7	210	329	7,5		83.118.000

Size 5 | K3

Height mm	Width mm	Depth mm	Contents dm ³	Colour	Art. no.
198	210	343	10,4		83.119.000
198	210	343	10,4		83.120.000
198	210	343	10,4		83.121.000
198	210	343	10,4		83.122.000

Size 6 | K2

Height mm	Width mm	Depth mm	Contents dm ³	Colour	Art. no.
199,4	311	492	23,5		83.123.000
199,4	311	492	23,5		83.124.000
199,4	311	492	23,5		83.125.000
199,4	311	492	23,5		83.126.000



ESD version available on request.

Labelling for open-ended containers

Sales unit for every ten items.

Specification	of size	Art. no.
Paper labels	2	83.127.000
Cling film	2	83.128.000
Paper labels	3	83.129.000
Cling film	3	83.130.000
Paper labels	4, 5Z, 5, 6	83.131.000
Cling film	4, 5Z, 5, 6	83.132.000



Storage containers:

Width, depth and height refer to the outer dimensions. The storage containers are resistant to most oils, acids and alkalis, reduce noise when used on conveyors, and when used properly are resistant to temperatures of -20°C to +100°C.
Description: polypropylene.

Locking systems

Mechanical locking system 1

For drawer cabinets without hinged door(s).

	Art. no.	
Separately lockable	53.129.000	1 cylinder + 2 keys
KT 1	53.130.000	1 cylinder + 2 keys
KT 2	53.131.000	1 cylinder + 2 keys
KT 3	53.132.000	1 cylinder + 2 keys
KT ...	55.950.000	1 cylinder + 2 keys

Mechanical locking system 2

For drawer cabinets with 1 hinged door.

Separately lockable	17.563.000	1 cylinder, 1 bolt lock + 4 keys
KT 1	17.564.000	1 cylinder, 1 bolt lock + 4 keys
KT 2	17.565.000	1 cylinder, 1 bolt lock + 4 keys
KT 3	17.566.000	1 cylinder, 1 bolt lock + 4 keys
KT ...	17.570.000	1 cylinder, 1 bolt lock + 4 keys

Mechanical locking system 3

For machine cabinets with 2 hinged doors.

Separately lockable	17.555.000	2 cylinders + 4 keys
KT 1	17.556.000	2 cylinders + 4 keys
KT 2	17.557.000	2 cylinders + 4 keys
KT 3	17.558.000	2 cylinders + 4 keys
KT ...	17.562.000	2 cylinders + 4 keys

Mechanical locking system 4

For NC hinged door cabinets.

Separately lockable	53.137.000	1 cylinder + 2 keys
KT 1	53.149.000	1 cylinder + 2 keys
KT 2	53.150.000	1 cylinder + 2 keys
KT 3	17.550.000	1 cylinder + 2 keys
KT ...	17.554.000	1 cylinder + 2 keys

Mechanical locking system 5

For roller shutter cabinets.

Separately lockable	81.290.000	1 cylinder + 2 keys
KT 1	52.231.000	1 cylinder + 2 keys
KT 2	52.232.000	1 cylinder + 2 keys
KT 3	52.233.000	1 cylinder + 2 keys
KT ...	52.238.000	1 cylinder + 2 keys

Mechanical locking system 6

for hinged door and heavy-duty cabinets

Separately lockable	85.717.000	1 cylinder + 2 keys
KT ...	85.717.000	1 cylinder + 2 keys

Mechanical locking system 7

For compact workbenches.

Separately lockable	64.415.000	1 cylinder + 2 keys
Separately lockable	64.567.000	2 cylinders + 4 keys
KT ...	64.416.000	1 cylinder + 2 keys

General sales and delivery terms and conditions

1. Scope

These general sales and delivery terms and conditions apply to all legal translations which Thur Metall AG (hereinafter "the vendor") concludes with another company or with end users (jointly referred to hereinafter as "the buyer"). They apply both for the supply of goods as well as, *mutatis mutandis*, for the provision of services. Variations to these general sales and delivery terms and conditions only apply if accepted in writing by the vendor. The vendor does not recognise any other sales and delivery terms and conditions other than his own. The buyer expressly renounces the right to apply his own purchase and delivery terms and conditions.

2. Quotation – Quotation documents

The vendor's quotations are subject to confirmation. The details quoted in the vendor's catalogues, ring binders, brochures, price lists, etc. are not binding.

3. Conclusion of contract

- 3.1 The contract is deemed to exist once the vendor has sent a written order confirmation or a delivery to the buyer, following receipt of an order from the buyer. The content of the contract is defined solely by the text of the order confirmation, the content of deliveries and these general sales and delivery terms and conditions.
- 3.2 The details quoted in our catalogues, ring binders, brochures and similar as well as by other written or verbal statements by the vendor are only binding if and insofar as they are explicitly referred to in the order confirmation.
- 3.3 Subsequent amendments and additions to the contract must be confirmed in writing by the vendor in order to be valid.

4. Prices

- 4.1 The prices agreed in the contract are stated ex-works or ex-warehouse of the vendor. If levies, taxes, customs duties or other charges are incurred during delivery, these are to be borne by the buyer. In addition, the buyer must pay all ancillary costs including e.g. freight, insurance, authorisations for export, transit, import or other authorisations, and certifications.
- 4.2 Where an order differs from the overall quotation, the vendor reserves the right to adjust the prices accordingly.
- 4.3 The vendor reserves the right to adjust the prices as needed if the delivery due date is subsequently delayed due to one of the reasons listed under points 5.3, 5.4 or 5.5, or if the type or scope of the agreed deliveries of goods and supplies of services are changed, or if the materials or design are changed because the information and documentation supplied by the buyer do not correspond to actual conditions or were incomplete.

5. Delivery

- 5.1 The delivery period starts at the latest with the following points in time:
 - a) Date stated in order confirmation or date of the order confirmation;
 - b) Date when all the technical, business and other preconditions incumbent on the buyer have been fulfilled;
 - c) Date on which the vendor receives an advance payment or deposit prior to delivery of goods.
- 5.2 The vendor has the right to carry out partial and pre-deliveries and to invoice these accordingly. If call-off delivery has been agreed, then the goods are deemed to have been called-off at the latest 90 days after being ordered.
- 5.3 If unforeseen circumstances or circumstances beyond the parties' control, such as an Act of God, arise which prevents the observation of the agreed delivery period, this is extended at least by the duration of these circumstances. This includes in particular armed conflict, public authority intervention and bans, in transport and customs clearance, damage in transit, energy or raw material shortages, industrial disputes as well as the loss of a supplier who is difficult to replace. The circumstances listed above also permit the extension of the delivery period when they apply to a supplier of the vendor.
- 5.4 The delivery period will be extended as appropriate if the vendor does not receive in good time from the buyer the information which he requires to complete the contract, or if the buyer subsequently amends this and therefore causes a delay in delivery.
- 5.5 If the delivery date is subsequently changed, for reasons for which the buyer is responsible, or if the goods are not collected on the agreed date, then the vendor has the right to invoice the buyer for the costs of storage and handling from the 7th day. Per day, CHF 3.00 per loading metre or the actual storage and handling costs incurred and stated by the vendor will be charged to the buyer.

- 5.6 If the parties agree on a penalty for delivery delay when concluding a contract, this will be applied according to the following rules, whereby non-application of any one aspect of these rules does not affect the application of the rest: A delay in supply which is demonstrably the sole fault of the vendor entitles the buyer to claim a punitive rate of a maximum of 0.5 % for each complete week's delay, up to a ceiling of 5 % of the value of that part of the total delivery of goods which, because of the failure to deliver a significant part on time, were unable to be used, provided that the buyer has actually suffered damages of that amount. Further claims arising from delivery delays are determined exclusively according to point 5 of these general sales and delivery terms and conditions.

6. Transfer of use and risk

The use and the risk for the purchased goods transfer to the buyer, irrespective of the type of delivery, with dispatch/transportation from the loading bay. Transportation/dispatch from the loading bay of the works is considered to be the time of delivery. The vendor accepts no liability whatsoever for damage during transport.

7. Payment

- 7.1 The vendor's invoices are due for payment net without discount within 30 calendar days from the invoice date. Unjustified deductions will be re-invoiced. In individual cases, the vendor may reserve the right to require advance payments.
- 7.2 In the case of partial invoices, the relevant part-payments are due on receipt of each invoice. This also applies to invoice amounts which arise as a result of follow-up deliveries or other agreements which arise beyond the original final total, irrespective of the payment terms agreed for the main delivery.
- 7.3 Payments must be made without any deduction of discount or charges to the vendor's payment collection point in the agreed currency.
- 7.4 The buyer is not entitled to retain payments on the basis of claims under guarantee or other counterclaims nor to offset these against payments due.
- 7.5 A payment is deemed to be settled on the day on which the vendor has the funds at his disposal.
- 7.6 If the buyer is late in making an agreed payment or other agreed action arising from this or any other transaction, then the vendor may, without prejudice to his other rights:
 - a) delay fulfilment of his own commitments until payment is made or the other action is completed, and extend the delivery period accordingly,
 - b) declare all open invoices relating to this transaction and others to be due and start charging late payment interest of 1.25 % plus VAT per month on these amounts from the relevant due date, unless the vendor can prove he has incurred costs in excess of this. In any case, the vendor is entitled to invoice preparatory costs for court action, in particular the cost of sending reminders and legal costs.
- 7.7 Any discounts or bonuses granted by the vendor are automatically void if the buyer is late with a payment.
- 7.8 If legal transactions take place between the vendor and the buyer via purchasing organisations (buyer groups, etc.), then the payments by the buyer to the buyers' group do not cancel the debt to the vendor. The debt is only settled when the vendor receives the payment.
- 7.9 The vendor retains title to all goods delivered by him until full payment has been received by the buyer. The vendor is entitled at any time to register the retention of title in the Register of Retained Titles at the registered address of the buyer. If no registration of retention of title is possible at the buyer's address, then the vendor is entitled to avail himself of all other available and comparable rights for his invoices. In the event that the property were to be sold on by the buyer through transfer to a third party, despite the reservation of title, then the buyer will assign to the vendor, as a guarantee for the purchase price debt, the debt owed to him by the third party as a result of the resale of the goods to which title was reserved, and undertakes to make an entry to this effect in his books or on his invoices. On demand, the buyer must inform the vendor of the details of the assigned debt and the debtor and provide all relevant information and documents to him. Equally, the buyer must inform the third-party debtor of the assignment of the debt. If subject to distraint or other claims, the buyer is required to declare the title held by the vendor and must inform the latter without delay.

8. Guarantee, liability

8.1 Defects

The vendor undertakes to supply the goods and services as described and defined in the specifications in the delivery contract or in the applicable order

confirmation. A supply of goods or services is defective if it is not suitable, or only to a limited extent, for the defined use agreed in advance in the specifications between the vendor and the buyer.

8.2 Obligation to submit complaint

The buyer must inspect the goods for externally visible defects immediately upon receipt and in the presence of the truck driver making the delivery. The buyer must immediately note down any externally visible defects on the delivery note, giving precise details of the circumstances and nature of the defect under complaint. The buyer must send a copy of this delivery note to the vendor without delay. Any hidden defects must likewise be reported in writing to the vendor, on the delivery note and within 7 calendar days. Any claims which are received late will not be recognised by the vendor. Complaints do not abrogate the obligation to pay (item 7).

8.3 Guarantee liability and scope of the buyer's rights

The guarantee period for products manufactured by the vendor is 5 years from the date of delivery ex-works; this excludes workbench tops, trade parts, electronic components, software, custom-made articles and moving parts for which there is a guarantee period of 12 months.

The guarantee includes solely, excluding legally defined options, the vendor's choice of correction or supply of a replacement part for the defective parts.

The guarantee is void if the damage was caused during transport. Guarantee by the vendor is also void if the loading capacities for the individual components were not complied with by the buyer, the products were not set up in accordance with the mounting and installation instructions from the vendor and faults have resulted from improper use, poor handling, negligence or corrosion.

The guarantee is also void if alleged damage was caused by simple ageing such as through natural fading of painted surfaces, the distortion of wooden panels, etc. In general, the vendor does not accept any liability if repairs were performed by the buyer himself or by third parties.

8.4 Guarantee period for repaired or replaced parts

For products manufactured by the vendor which are repaired or replaced, the guarantee period restarts and lasts for 12 months from the date of repair or delivery of the replacement part. Overall, the guarantee period for repaired or replaced products which are manufactured by the vendor is limited in total to 5 years or for workbench tops, trade parts, electronic components, custom-made articles and moving parts to 24 months from the start of the standard guarantee period.

8.5 Liability

The vendor's liability is limited to a maximum of the value of the affected products delivered and manufactured by the vendor. No liability is accepted for damages (incl. liability for consequential damages, loss of revenue or lost production) unless required by law.

9. Withdrawal from the contract

9.1 The pre-conditions for the buyer to withdraw from the contract are, to the extent that no special arrangements were agreed, a delay in delivery caused by gross negligence on the part of the vendor as well as continued failure after a subsequent attempt to set an appropriate deadline. Withdrawal must be notified by means of a registered letter.

9.2 Irrespective of his other rights, the vendor is entitled to withdraw from the contract,

- a) if performance of deliveries or the start or continuation of services is rendered impossible by fault of the buyer or, despite efforts to redefine a later deadline, continue to be delayed,
- b) if cause for concern arises about the ability of the buyer to pay and the latter fails to respond to requests from the vendor to either make advance payments or to deposit a suitable security prior to delivery, or
- c) if the extension to the delivery period due to the circumstances set out in points 5.3, 5.4 or 5.5 together equal more than half of the originally agreed delivery date, however with a minimum of 6 months.

9.3 Withdrawal can also be justified by one of the above reasons in relation to the remaining part of the supplies of goods or services.

9.4 If insolvency proceedings are initiated in relation to the assets of a party to the contract, or if such a process is not possible due to lack of assets, then the other party to the contract is entitled to withdraw from the contract without first setting a deadline for compliance.

9.5 Without prejudice to any claims for damages by the vendor, including preparatory costs for legal action, in the event of withdrawal all prior supplies or partial supplies of goods and services must be invoiced and paid for as set out in the

contract. This applies even if the delivery or performance of service has not been accepted by the buyer and also applies to preparatory work carried out by the vendor. The vendor alternatively has the right to require the return of articles which have already been delivered.

9.6 No further effects of withdrawal may apply.

10. Product liability

The buyer is required to strictly observe the instructions available from the vendor for the setting up and use of the purchased goods. The vendor only accepts liability as defined by the legal requirements.

11. Amendments

11.1 Amendments and variations to these contractual conditions as well as their suspension require the express written approval of the vendor in order to be legally valid.

11.2 Any special sales and delivery terms and conditions by Thur Metall AG take precedence over these general sales and delivery terms and conditions.

12. Technical documentation

The vendor retains the ownership and copyright of all quotations, estimates, calculations, pictures, drawings and other documents. If such documentation is marked as "confidential", the buyer requires the express written permission of the vendor for any duplication or disclosure to third parties.

13. Place of performance, place of jurisdiction and applicable law

13.1 The place of performance for deliveries, payments and all undertakings is the location of Thur Metall AG which issued the invoice.

13.2 The place of jurisdiction is the place of business of Thur Metall AG in Erlen/TG, Switzerland. However, the vendor retains the right to address the court which has jurisdiction at the buyer's place of business.

13.3 All legal relations between the vendor and the buyer are solely subject to Swiss substantive law, excluding Federal law relating to international private law such as the United Nations Convention of Contracts for the International Sales of Goods dated 11 April 1980 (Vienna Convention).

Version July 2023

The use of high-quality materials, state-of-the-art machine technology and environmentally sustainable production processes, ongoing quality control and a highly motivated team of employees guarantee durability in timeless design at an impressive price/performance ratio.

▪ **Quality**

Thur Metall drawer cabinets made of high-quality sheet steel with matching workbenches are favourites in industry and business. In assembly halls and workshops, in research labs, museums and hospitals, in small-parts warehouses and showrooms: Thur Metall is a must wherever tools, warehouse goods and small parts are required and offers an optimised space-saving solution for easy access

▪ **5-year warranty**

You can rely on our quality products. That's why we offer our customers a 5-year warranty on the entire range of Thur Metall products. Workbench tops and electronic parts are covered by a warranty period of 1 year.

▪ **Certified production**

Manufacturing of Thur Metall products is based on the following standard principles:

ISO 9001: Quality management,

ISO 14001: Environment management system and

ISO 45001: Occupational health and safety management system.

▪ **We guarantee high-quality surfaces**

using the latest powder coating technology for high abrasion resistance.

Only available from the specialist trade

